



f/22 Southside Camera Club Newsletter - July 2016

Club Meeting - 7.30pm Thursday 14 July 2016

at the Burns Club, 8 Kett St., Kambah

Events & Meeting Topics for 2016

Month	Topic	Convenor
14 July	President's Night #	President
28 July DIG SIG	Aperture & Lenses for Landscape Photography	Ken Crawford
11 August	"Shooting" birds	Rod Burgess (Supported by other bird photography experts)
8 September		
13 October	Photo Stacking	Julie Taylor
10 November		
8 December	AGM	President

See Rob's Rant below

Show-n-tell photographs: so that more members can share their images in the limited time available, can everyone please limit their favourites to **five (5) only**.

Monthly Excursions for 2016

Month	Topic	Convenor
July 9th	ANU	Rob Wignell
August	Bird Photography	Rod Burgess
September		
October	Guthega	Rob Wignell
November		
December	Christmas Party	

The Monthly Excursion: Email sent to Members by Rob.

ANNUAL DUES

Hello fellow members,

The club's annual subscriptions are due from 1 August 2016.
A single membership is \$20-00 and a family membership is \$30.

The club's bank details are as follows: BSB: 805022. Account: 03483070.

Once a transfer has been confirmed you will receive an email from me (iaincole@tpg.com.au) confirming that your subscription has been renewed.

If you wish to pay in cash, I will be at the July and August club meetings and will write you a receipt on the spot.

Regards,
Iain Cole,
Secretary/Treasurer

Walkabout Group

<i>Month</i>	<i>Topic</i>	<i>Convenor</i>
July 21st	National Gallery #	Helen Dawes
August	Civic	Sheila Cudmore
September	Tulip Farm	Helen Dawes
October	Botanical Gardens	Sheila Cudmore
November	Lake Cruise	convenor needed

Let's brave the cold and explore the surrounds of the NATIONAL GALLERY. Meet at the "big ball" out the front at 9.30. Inside is a photographic exhibition by Diane Arbus that is well worth viewing and around 11 coffee in the NGA cafe. (more chances to photograph). Details of where to park will be provided closer to the date.
(Helen Dawes)

2015 Yearbook is now available on the Blurb website and can be previewed and ordered via this link:

<http://au.blurb.com/b/7088582-southside-camera-club-canberra-2015-yearbook>

Members can purchase softcover, hardcover or pdf versions.

June Meeting Report

Rob presented a new format plastic name badge which can be made for Members at a cost of \$8-10 per piece. He will investigate options and email Members the details. (Editorial Note: See an update in Rob's Rant below)

He reminded the meeting that the annual fee of \$20 (individual) and \$30 (family) is due in August.

Brian advised that the website had been transferred to him and that development was under way using the Wordpress tool. It can be inspected at <http://www.southsidecameraclub.org/> the temporary password is SSCC.

The July meeting will be an opportunity for future planning and to see two videos by Les Walkley on Lightroom and Photoshop.

Tom Putt gave an excellent presentation on his development as a professional photographer and the many interesting landscape projects he has undertaken.

Rob's Rant

At last month's meeting I pointed out that we didn't have a presentation topic for July and that instead I would like to spend a little time more than usual covering club administration issues.

I know that this risks being a boring issue so, as an incentive, I also proposed showing two video's by Les Walkling that I saw at a Landscape Photography Workshop at PhotoAccess last year. They are both inspirational and a great reward for getting involved in the important business of planning how the club should operate.

Topics for discussion:

Club Organisation: As a club we have a history of keeping administration to an absolute minimum and that has shown in many aspects of how we operate including the preference for home grown presenters rather than a stream of outsiders coming to our club. Most of our activities, including the DIGSIG, club presentations, the Walkabout group and most of our monthly weekend outings happen because someone just puts up their hand with a suggestion and gets it organised. We have also been blessed in the last few years with Newsletter editors who have improved both its quality and size.

- Meetings convenor: As I intend to stand down at the end of the year I think it would be useful for a new club president to have the support of a meetings convenor who could take the lead in making sure that the club has a full program of meetings for the year ahead. For starters, we don't have presenters for our meetings in September or November this year.

- Managing Committee: Another approach to club organisation would be to have a monthly "managing committee" meeting. I put the word managing committee in quotes because we do not have any formal

management system for having a committee except by deciding to have one. So, consistent with our democratic standards, I recommend that a managing committee meeting would be more like an open forum for deciding issues relevant to managing the club. We would of course decide how often a managing committee needs to meet and it would be open to all members to attend and contribute.

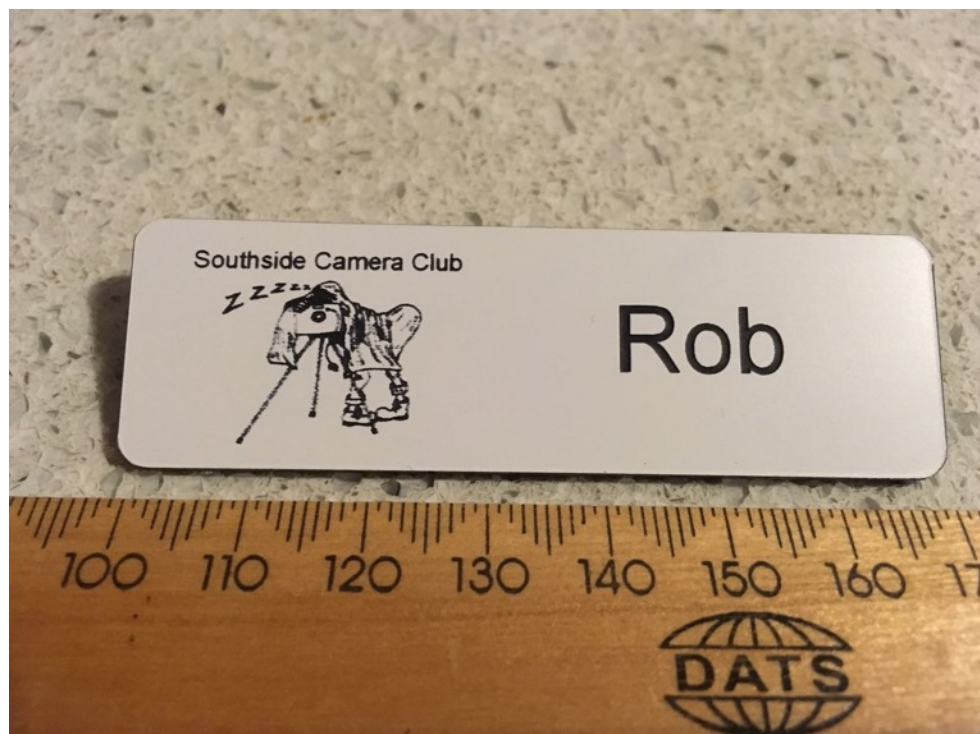
One or both of these arrangements would help share the load of organising the club and reduce the administrative load on the President. Hopefully this makes it easier to recruit a new President for next year.

Club Badges: Last month I wore a club badge that I organised to get made at Canberra Trophy Centre in Mologlo Mall, Fyshwick. They cost \$9.25 with a pin clip or \$10.25 with a magnetic clip. Club badges have been a bit of a sore point for me. We used to have beautifully printed name badges that were made available at the beginning of each meeting collected at the end. Mostly, members remembered to give their name badges back and the system worked fairly well, except for those like me who serially forgot to return their name badges and then had to create a hand written one at the next meeting. A feature of forgetting to hand a badge back is that I also forgot to bring it with me next time. When I came to office there were far more name badges than people who attended meetings and the spreadsheet of members and former members was even longer than the number of cards. I resolved to attend to the problem by printing a new set of names but I got distracted during last year's accommodation tribulations and anyway without having a roll call it would involve printing more badges than there are members.

My recommended solution is for members to have their own professionally made name badge. We can easily get a bulk order made for all members who want one - I am happy to organise this through an email. For future members we can organise a badge on payment of membership fees. For members who miss out on the initial bulk order we

can catch up with them through an email request. I also propose that the club pays for the first badge for each member who wants one.

My aim is that everyone has their own name badge at club meetings. It will help enormously with remembering names. See below a photo of the sample. The design is our choice.



Association with U3A Camera Club: In Rob's Rant in June I flagged that I see the possibility a mutually helpful relationship between our club and the U3A Camera Club. I have had an initial discussion with their President following an invitation to our club to visit their first club exhibition at Strathnairn Gallery in late May. There are numerous differences between our club and U3A. We tend to have more outings whereas they run formal

photography classes. Their teaching expert, Bob Day, currently specialises in classes on using Lightroom. Since my meeting Bob has indicated that U3A Camera Club would include Southside Camera Club members in its courses, but would give preference to its own members. I don't have the details of course costs but, compared to commercially run courses the cost is trivial and certainly under \$5 per session.

I propose that we invite U3A members to attend our outings and that we accept their invitation to attend their courses.

This is a relatively small overlap of activities. Options for attending each other's meetings are limited because of the limited space that both we and they have in our meeting rooms. However, if this initial and small step proves fruitful then there may be other associations with U3A that can develop over time.

Rob.

Reports: - Excursion, Interest Groups & Walkabout.

Walkabout - Nishi/New Acton - 16 June 2016

A typical cold but still & sunny Canberra morning greeted us as our small group met at the evocative sculpture of the "Time Thief" on Kendall Lane to explore this interesting area of the city which is so different from the more traditional original plan.

While inside the foyer of the apartment building we were lucky enough to have a conversation with one of the residents, who interrupted his morning coffee to take us up to the roof garden on the 4th floor. From this vantage point we had some great views of the local area from both sides of the building. It was so generous of this gentleman & one of those happy occurrences that happen when you chat with the locals & are carrying a camera!

We all happily wandered the very interesting landscape around New Acton with its internal & external "rooms" with various sculptures, art installations, gardens, bike shed in a container & the groovy Nishi building. The ultra modern Hotel Hotel contrasts nicely with the Peppers Gallery Hotel which opened its doors as the Acton Hotel in 1927 to accommodate VIP visitors to the opening of Parliament House.

The morning was complete with coffee in the courtyard of A Baker, surrounded by beautiful coloured falling autumn leaves.

This area definitely deserves repeated visits in different seasons as there'll always be something new to discover & photograph!

Many thanks to Helen Dawes for organising this delightful photo opportunity.

Jean Herring

Portrait Interest Group - 18 June 16

The Portrait Interest Group met at the Museum on Saturday 18 June at 09:30. There were three models and six photographers.. We moved around the museum together stopping at various places for a photoshoot. There were a huge variety of backdrops and the models enthusiastically posed for us at each stop.

Being indoors, the low lighting was sometimes a challenge, testing our skills and stretching the capabilities of our cameras. We all had great fun and after a hour and a half of intensive photography we moved across to the coffee shop for a chat and the customary refreshment. The venue was particularly good and I am sure we will return there again at some time in the future.

Malcolm Watson

DigSig - 23 June 16

At the 23 June 2016 meeting Warren Hicks talked on Graduated Neutral Density Filters. If you missed Warren's presentation, you can view and download (save) a .pdf version from this Dropbox link: <https://www.dropbox.com/s/9dgsqs729z1jk2v/Graduated%20Neutral%20Density%20Filters.pdf?dl=0>

Gary Brook also provided an overview of other filters.

Old Parliament House - 25 June 2016

The club's photo expedition for June saw some 14 brave souls face the Canberra winter cold and front up at the iconic Goth Whitlam "may well we say" front steps of Old Parliament House.

Gone are the 3,000 occupants that once trod the corridors of power only to be replaced by the Museum of Australian Democracy visitors and Southside Camera Club photographic enthusiasts.

Our time started well in the ceremonial space of King's Hall as we gathered around our friendly museum volunteer who welcomed us with general tips on what there was to see and photograph. A bright spark amongst us asked if the Prime Minister's office was open only to be informed that it was not as renovation work was being done, nor was the Parliamentary Library, or the Member's Dining Room available to view. Our volunteer wished us well as we separated and ventured forth to discover and photograph something of the 61 years that the building served as Parliament House.

So what was there to photograph and see?

Climbing the stairs to the Press Gallery overlooking the Chamber of the House of Representatives (HOR) and into the chambers of the HOR and Senate to photograph the Speakers Chair and the Vice Regal Chair. On display in other areas were chairs such as a dinning room chair, which had held many hefty rear ends. A Senate Chamber bench seat, a barber's chair and a well sat upon bar stool that no doubt could tell many tall stories.

There were clocks, glass panelled doors, corridors, views of courtyards, chandelier light fittings, a small calendar box and many other fascinating and interesting objects far to numerous to mention or describe in this brief

article. Watch out, at our regular monthly meeting, for these and other images that give a glimpse of what we experienced.

There was sufficient opportunity to photograph the 1927 bronze statue of King George V Rex Imperator, which has been a feature of King's Hall since the opening of the building before we left to contemplate on our visit, discuss our images and enjoy friendly banter over coffee in the café.

Warren Colledge

Software Buddies

If you need help with using post production software, a few club members have volunteered to try and help sort out problems using Photoshop Elements, Photoshop Lightroom and Photoshop Creative Suite.

The contacts are:

Photoshop Elements: Peter Bliss at bliss.images@yahoo.com.au

Photoshop Lightroom: Peter Bliss at bliss.images@yahoo.com.au

Photoshop Creative Suite: Graeme Kruse at gkruse@bigpond.net.au

Club Websites

Brian Moir manages the website. <http://www.southsidecameraclub.com/>

If you wish to send him material, his email address is brian.g.moir@gmail.com

YOUR FEEDBACK IS NEEDED

Brian has been spending some time developing a new website. Now he would like feedback on it. It is at www.southsidecameraclub.org

You need to put in a password the first time you access it: SSCC (all upper case). The password is there just so no-one could mistake it for our current site, not because there is anything secret about it.

It is more-or-less just a copy of our existing site, but it looks neater and cleaner. Now we need to think about what we actually want.

1. General appearance – colours, fonts, page layout, etc?
2. Banner across the top of the page –we want a banner? This one, or something with some colour.
3. Menu bar across the top of each page? We could have a menu vertically down the left or right side?
4. Photos: There is a small “slider” on the front page, with a few token images in it, and a “Gallery” page. Is this enough? We could have more.
5. And what about the content? What additional material is needed? Should it be organised differently – should the menu items be changed? Please let Brian know your thoughts: brian.g.moir@gmail.com

Facebook: To join the Facebook page members should:

- Log on to Facebook (you need to have a Facebook account)
- Go to the groups page
- Search for “Canberra Southside Camera Club”
- Click on the ‘Join Group’ button.

The request will be sent to Rod Burgess to join the group. If a member doesn’t get a confirmation within a day or two they should contact Rod by email: canberrarod@hotmail.com .

Rod Burgess and Peter Bliss have recently added some great images to the Facebook site - well worth a look.

flickr: To access, view and post images to the flickr site:

- You need to have a Flickr account (A Yahoo email address)
- Click on this link in your web browser: <https://www.flickr.com/groups/southsideecc/>
- Click on the ‘Join Group’ button.

The request to join will be sent to the group moderator (our President). If you don’t get confirmation in a reasonable time then email Rob at sscc.president@gmail.com

News, current and forthcoming exhibitions

National Portrait Gallery

Tough and Tender Exhibition opening 15 July - 16 October, "deals with formative identity in young adulthood and the complexity of masculinity and gender."

http://www.portrait.gov.au/exhibitions/tough-and-tender-2016?utm_source=wordfly&utm_medium=email&utm_campaign=PortraitNews-June2016&utm_content=version_A

National Gallery of Australia

Diane Arbus - American Portraits - until 30 October 2016

The photographs of Diane Arbus (1923–1971) are powerful allegories of postwar America. Once seen they are rarely forgotten. Contemporary audiences found the way that Arbus approached the genre of portraiture confronting and her work continues to polarise opinion. The images raise difficult, uncomfortable questions concerning the intent of the photographer.

Online Resources

From Shane Baker:

Putting aside the aaaawwwwww factor (and the inexplicable absence of Great Danes), there's some good work here: [Kennel Club dog photographer of the year 2016](#)

Also, don't miss Shane's images included in the Gallery.

From Paul Livingston:

A short YouTube video of how to remove stuck lens filters without damaging them or the lens.

<http://www.picturecorrect.com/tips/how-to-remove-a-stuck-lens-filter/>

Australian photography hits high water mark. An article primarily about the sale of Max Dupain's collection with other information regarding a donation from the San Diego Museum of Photographic Arts of an Australian photo collection to the State Library of NSW.

<http://procounter.com.au/2016/06/30/australian-photography-sells-high-shoots-abroad/>

Here is an interesting link for those interested making prints that will last.

7 Keys to Achieving Long Print Life

http://www.breathingcolor.com/blog/7-keys-achieving-long-print-life/?utm_campaign=blog%20posts&utm_source=mailchimp%20email&utm_medium=email&utm_term=2016-06-27-long-print-life

From Luminita Quraishi:

I found a very nice reference about Geoff Confort in F11. I think maybe photo group might be interested. The magazine is copyrighted, but subscription is free.

If interested, the link to the magazine is below:

<http://www.f11magazine.com/subscribe.html>

DP Review

DP Review can be found by clicking on the following link:

www.dpreview.com.

Photoaccess at the Manuka Arts Centre

Click the link to Go to [Photoaccess](#).

ITEMS FOR SALE

Marianne Pietersen is moving and downsizing and so she has a number of items for sale (or free to a new home), with collection from Kambah by 22 July. Please contact Marianne on 0402 008 124 or 6296 2835

- Hanimex 35 se, rangefinder
- Minolta XG7, body
- Minolta XD7, body
- with lenses;
- Rokkor 50mm, 1.7 (2 of this);
- Rokkor 28mm, 2.5 ;
- Vivitar Series 1, 24-48mm 3.8 Auto zoom (for Minolta);
- Vivitar close focusing auto zoom 75-205mm 3.8 ;

- Minolta Auto Winder D;
- flash - Minolta Auto 200X; free
- Minolta Angle Finder V;
- Vivitar Automatic Extension Tube Set - for Minolta M/MD,SR
- Minolta Auto Bellows III, with Auto Bellows Rokkor 100mm F4 lens;
- filters for the above - free

- Flash, Argus 9138 automatic; free

For those items not marked "free", any Reasonable (or unreasonable) Offer will be accepted.

I've also got some out of date film (has been kept cool), free to brave souls:

- 2 x Kodachrome 200, 36 exp. (original price included processing);
- Coles Reliance 400 iso 24 exp, 3-pack. (= Konica Minolta film).

ITEMS FOR SALE

From Gary Brook:

I still have bits and pieces of several camera systems left when I stopped selling them actively a few years ago.

So if you're interested I still have:

Canon Rangefinder bodies, lenses & accessories, Canon R, FL & FD bodies, lenses & accessories, Canon EF Film & Digital bodies, lenses & accessories,

Contax film bodies, C/Y Zeiss lenses and accessories and lastly some Nikon bodies, lenses & accessories. There's not a lot of these items and it's not a fire sale, but you will find that many are hard to find so ask what you want or need.

Beyond this I have modern and current:

Nikon D800 body with grip - 36Mp as new, 3113 actuations, boxed with manual and accessories and with a quality vertical grip, \$2050.

Fujifilm S5 - 12Mp (2x6Mp, it does and it works) as new, 501 (i.e. less than 1,000) actuations, boxed with manual and accessories and with boxed Nikon genuine MB-D200 vertical grip with manual and all accessories, \$685. Still a great portrait camera with one of the best skin tones which also has one of the best flash (Nikon-based SB-800 iTTL/CLS) system, and Nikon SB-800 flash - excellent and complete with box, case, filter, diffuser and the 5th battery extension, \$285.

Nikon 105mm f2.5 Ais lens - Like new with both caps and built-in hood, one of the best Nikon portrait lens, \$345.

Micro-Nikkor 105mm f4 Ais lens - Like new with both caps very sharp and 1:2 magnification and an excellent close portrait lens, \$285.

Nikon 28mm f2 CRC Ais lens - Like new with both caps with new boxed genuine hood, \$485.

All of the Canon FD, Contax and Nikon Ais lenses can be easily adapted to mirror-less cameras.


Please contact Gary on mobile 0402 322 941 via call or text.

<i>Equipment List</i>		
<i>Item</i>	<i>Custodian</i>	<i>Email address</i>
Elinchrome Studio Lighting Equipment	Julie Taylor and Mark Stevenson	shinboner266@gmail.com
Colour Munki screen and printer calibrator	Rod Burgess	canberrarod@hotmail.com
Polaroid Film Scanner (medium format)	Rob Wignell	rob_wignell@hotmail.com
Fixed Lighting Kit - stands, light sources & extras	Claude Morson	claudemorson@gmail.com

<i>Club Office Bearers</i>		
<i>Position</i>	<i>Person</i>	<i>Contact details</i>
President	Rob Wignell	sscc.president@gmail.com 0416 055 322
Secretary/ Treasurer	Iain Cole	iaincole@tpg.com.au 0407 140 925
Website Manager	Brian Moir	brian.g.moir@gmail.com
Newsletter Editor	Peter Keogh	keoghp@gmail.com 0403 611 813

f/22 Gallery

Below is a selection of photos from Members - please keep them coming.





Pages Above by Helen Hall: Patterns in the sand, Storm over Batemans Bay, Sunrise Tollgates & Autumn, Canberra May 2016




Portrait Interest Group at the National Museum - Malcolm Watson




Portrait Interest Group at the National Museum - Malcolm Watson



This and next two pages: New Acton & Nishi Building Walkabout - Jean Herring







Left & Above: Old Parliament House - Bev Bayley
Below: The "Brave Souls" - Peter Keogh





New Acton & Nishi Building - Helen Dawes




Old Parliament House - Luminita Quraishi



Old Parliament House - Luminita Quraishi



Scrivener Dam, Canberra - Luminita Quraishi



Portrait Interest Group - National Museum - Luminita Quraishi



Portrait Interest Group - National Museum - Luminita Quraishi

From Jeff Cutting - Heart-warming news from tropical Australia

Below are some photographs from the ever warm (hot and sweaty) top-end...

We stayed over in Darwin for three weeks and made various bird seeking trips into the bush and to some well known wet lands and the Darwin Wildlife Park.

The first image set are from a commercial tour barge cruising up various branches of Corroboree Billabong – a freshwater pondage flanking the Mary River floodplain between Darwin and Kakadu. Although freshwater, it plays host to large saltwater crocodiles, who muscle out competition.

All images are COPYRIGHT: Jeff Cutting 2016



Below: - A stand of paperbark Eucalypts, Corroboree Billabong.



Left: - A saltwater croc nonchalantly cruising amongst water lilies in Corroboree Billabong



Image 3. – Heavily vegetated shore, Corroboree Billabong.



Image 4. – Sun setting into a smoky horizon, Corroboree Billabong. [Just before this picture was taken two crocodiles lurched out of the water in a territorial dispute a few metres away from the boat]



Image 5. – Algal bloom festooning rocks in the Roper River, Mataranka NT.



Image 6. – Crossing East Alligator River out of Arnhem Land at Cahills
Crossing in the 5 minutes slack-water at high tide, whilst crocodiles lurked
in the water nearby.

From Shane Baker: Rod Burgess recently visited me at my home in Perth, and we took the opportunity to do an overnight trip to The Pinnacles in Nambung National Park. The park is only an easy couple of hours north of Perth, but we were keen on trying for sunset and sunrise shots.

We drove up to our accommodation in Cervantes, booked in and then drove the 20 minutes back to the Pinnacles and waited. Our exploration was made a little harder by the unusual closure due to rain of the track which loops around the main body of the pinnacles. That meant walking in with our gear - which while not that far, was a challenge for the older, fatter, less fit of the pair!

There seems to be some dispute about how the Pinnacles formed. Some are clearly organic in origin, while others seem to be more geological in their formation. In any case, they are up to 3.5 metres in height and in the right light can be quite impressive.

We made quite a few images from sunset until (almost) full dark, and some were quite successful, but for me at least, the sunrise shots were more impressive.



After the sun was fully up, we headed back to Cervantes for breakfast, but not before stopping off to grab some shots of sand dunes which are just 100 metres from the road.



If you're visiting WA, The Pinnacles are well worth a visit. They're only a couple of hours out on good roads. If you're not in the mood to drive, tour operators can get you there.

Incidentally, I've succumbed to temptation and bought a drone - a DJI Phantom 4.

While I'm still learning to fly it and use the camera, I'm already getting some quite interesting shots.

I couldn't get that with my D800! -

Shane Baker





Canberra at night 4 July 2016 - Luis Bonilla



Frost maintaining the angel out of the water - Luis Bonilla



Jabiru with reflections - Fitzroy River WA - Dianne Cutting



Golden birds and palms - Little friar birds in last rays of sunset Broome WA. - Dianne Cutting