

722: Southside Camera Club Newsletter

April 2013



<http://www.southsidecameraclub.com/>

flickr: <http://www.flickr.com/groups/southsidecc/>

**Club Meeting - 7:30 pm Wednesday 10 April 2013
at the Burns Club, 8 Kett Street, Kambah**

2013 Program

Club Program

Monthly Meetings

When	What	Who
10 April	Macro Softbox Light tents	Warren Hicks
8 May	Studio lighting	Ian Cole/Shane Baker
12 June	tba	tba
10 July	Shooting Raw. ACR	Bob McHugh & Rod Burgess
14 August	tba	tba
11 September	Two photographers	Giles West & Jenny Thompson
9 October	Camera technology: What camera should I buy mirror less etc	Teds/Claude Morson
13 November	War photographers	Helen Hall
11 December	AGM and Show and Tell	

Walkabout Group

When	Where	Contact
18 April	Arboretum	Laurie Westcott
16 May	Yass	Laurie Westcott
20 June	Commonwealth Park	Rob Wignell
18 July	Taemus/Wee Jasper	Laurie Westcott
15 August	tba	
19 September	Parliament House Rose Garden	Rob Wignell
17 October	Crookwell	Rob Wignell
21 November	Urban Landscape, Lake Ginninderra	Laurie Westcott

Digital Imaging Special Interest Group

This group meets on the 4th Wednesday of each month from February through to November each year. Graeme Kruse is the convener. The location is the Burns Club at 7:30pm.

722: Southside Camera Club Newsletter

Club activities roundup

DIGSIG

The format for each meeting is usually, for the first half, a presentation on a topic chosen by group members and usually presented by one of the group members. The second half of the meeting usually tries to address individual issues for improving a photograph brought in by group members for discussion. This section is also known as Show and Tell.

April DIGSIG meeting, Wednesday 27th

Rod Burgess and Peter Bliss will be presenting the April DIGSIG topic - Blending images.

Show and Tell

Bring along that image you would like to receive some advice/help with editing and/or composition.

Books

If you have recently (or not so recently) acquired a book of interest (an inspirational book on macro you have been looking for; great lighting techniques for portraits; the A to Z of HDR) bring it along and show it off at the Show and Tell session.

Presentation topics

There are 2 meetings that are in need of a topic Oct' and Nov'. Please let me know what topic you would like to have added to the list. Do this by either by emailing me (gkruse@bogpond.net.au) or seeing me at a meeting.

March DIGSIG jottings

Local Adjustments in Lightroom 4 - David Raff. Beginning the presentation David mentioned when he volunteered to present this topic he knew very little about it. However, after doing the research and learning how to do local adjustments he found the whole process very rewarding.

First up David gave an explanation of the tools at the top of the Develop Module screen that he would be demonstrating. On the first image David demonstrated the Clone tool to hide a distracting highlight and then applied the Graduated Filter to darken the foreground of the image. The next tool is what could be considered the primary tool for tweaking portions of an image, the Adjustment Brush. Using a number of suitable images David then demonstrated a variety of local adjustments that can be applied using the Brush tool. For example, the Brush tool can be used for adjusting exposure, recovering detail in highlights or shadows, increasing sharpness, adjusting colour, whitening teeth and softening skin tones - there are many other adjustments that can be applied with the Brush tool.

Along the way David mentioned and demonstrated a number of very useful keyboard short cuts that he

uses instead of selecting commands from the drop-down menus.

Thanks to David Raff for his presentation on local adjustments in Light Room - just might have to add David to the Software Buddies for Lightroom.

David's references –

Lightroom 4 by Scott Kelby <http://www.bookdepository.com/Adobe-Photoshop-Lightroom-4-for-Digital-Photographers-Scott-Kelby/9780321819581> and

Lightroom 4 Unmasked by Peit Van den Eynde (an eBook) <http://craftandvision.com/books/lightroom-4-unmasked/>

While writing up the March DIGSIG Jottings I did a few quick searches on the internet for more info and came up with several good sites

http://help.adobe.com/en_US/lightroom/using/WS39A2F4C6-3758-4176-9D6D-B26477EC2C71.html and

<http://tv.adobe.com/watch/whats-new-in-lightroom-4/lightroom-4-develop-module/> an excellent intro' to the Develop Module in LR4

Walkabout Group

The April Walkabout is to the National Arboretum Canberra.

Date: Thursday 18 April

Time: 9:00 am.

Location: Village Centre

Contact: Laurie Westcott. 0407 544 263



For a detailed map of the arboretum see:

722: Southside Camera Club Newsletter

http://www.nationalarboretum.act.gov.au/_data/assets/pdf_file/0003/415938/Arboretum_Map.pdf

Bring change for parking at the Village Centre. It costs \$2.00 per hour but it all goes towards the Arboretum and not general revenue.

Autumn colours are starting to come out and there are lots of close up as well as panorama shots to be had.

Guthega Autumn 2013

This year's pilgrimage to Guthega was in early Autumn rather than late Summer. Only a few rooms were unfilled and this year the weather was kind to us with mild temperatures and some dramatic clouds.

A sample of photos taken during the weekend follow:



Photo: Denis Walsh - Snow retaining wall, Smiggin Holes




Photo: Karen Dace - Burnt snow gums.




Photo: Malcolm Watson - Photographer at dawn.




Photo: Denis Walsh - Waterfall, Farm Creek, Guthega

722: Southside Camera Club Newsletter



Photo: Denis Walsh - Wildflower



Photo: Rod Burgess -Before dawn, Smiggin Holes



Photo: Rod Burgess - "Waterlillies", Rainbow Lake



Photo: Malcolm Watson - Daisy



Photo: Rob Wignell - Lost fence, Rainbow Lake

722: Southside Camera Club Newsletter



Photo: Peter Bliss - Disaster (Dennis rescues hat)



Photo: Peter Bliss - Robbie



Photo: Peter Bliss - On our way home

Software Buddies

The Club now has all bases covered in regards to you being able to contact someone for image editing help for all the significant software programs currently being used by Club members. So, if are in need of some advice or help your relevant 'Software Buddy':

Photoshop CS – Graeme at
gkruse@bigpond.net.au

Photoshop Elements – Peter at
bliss.images@yahoo.com.au

Apple Aperture – Claude at
claudemorson@gmail.com

Photoshop Light Room – Peter at
bliss.images@yahoo.



Photo: Peter Bliss - The crowd.

722: Southside Camera Club Newsletter

News

Exhibition by Karen Dace and Eleanor Cotterell

Reminder: Karen Dace, a club member, and Eleanor Cotterell, have an exhibition opening on 11 April at Photo Access.



Photo: - Karen Dace

Southside Camera Club members are encouraged to attend and support Karen on her first exhibition.

The exhibition is titled "Huts, Heritage and Homesteads in ACT Pre-1913". Karen and Eleanor have put together 50 photographs for this exhibition.



Photo: - Karen Dace

For more information see:

<http://www.canberra100.com.au/programs/huts-heritage-and-homesteads/>

and also check out Page 62 of the big yellow centenary book.

Yearbook 2012

Shane Baker has compiled the Club's 2012 yearbook and it is now available in the Blurb bookstore:

<http://au.blurb.com/b/4203400-southside-camera-club-yearbook-2012>

You can preview the book at the site, prior to ordering.



When ordering, you can choose different covers and different papers. Shane suggests you consider spending about \$5 more and get the "premium lustre" paper - although the standard paper is perfectly adequate.


Your editor is suitably humbled by having one of his photos selected for the cover.

Focus Stacking Software

Zerene Stacker is "focus stacking" software designed specifically for challenging macro subjects and discerning photographers. Of course it works great with simpler subjects, close-ups, and landscapes also!

This subject is a common fruit fly, as seen through a 100X microscope. Individual image on the left, stacked result on the right.

722: Southside Camera Club Newsletter



For details see: <http://zerenesystems.com/cms/stacker>

Relay for Life

Chris Fitzgerald sent a report on the SSCC photographic involvement with this year's Relay for Life.



Photo: Chris Fitzgerald - Relay team

The organisers were most appreciative of our efforts last year and were very pleased to see us this year. I recognised a number of photos used in their program this year as being ours taken last year and that is MOST satisfying. Although we had only a few volunteers we managed to cover most of the events over the two days and I believe that all involved enjoyed the challenge of the event. It's not so easy to capture the feel of such a large event with so many people that constantly move and change. One of the joys I find is that if I miss an interesting character on one lap I know they'll be back in a few minutes on the next lap. I hope to inspire more to volunteer next year and I'm looking forward to the challenge of it all.



Photo: Chris Fitzgerald - Night fall



Photo: Chris Fitzgerald - The engine room

Petri Pix



One night in the lab, microbiologist Zachary Cooper discovered a way to (literally!) grow photographic images in bacteria. Zachary's preparing an exhibition of his bacteriography, and ready to share his ecological art with the world. Don't worry, these petri dishes are scientifically sealed!

No reference provided. This is too freaky to let you know more. Ed.

722: Southside Camera Club Newsletter

Digital Photography Review - March 2013

30 March

- Tamrac Evolution 9 Photo Backpack

29 March

- We put the HTC One's ultrapixels to the test
- Service lets you order prints of any Facebook photo
- Sony releases two new apps for the NEX-5R and NEX-6
- Phottix announces 16" Multi Boom Flash Bracket for umbrella softboxes
- Photographer revisits images of Vietnam War
- Panasonic posts firmware for DMC-GH3 and announces GH3-Minute Movies

28 March

- The Google Glass effect: How wearable camera tech will change everything
- 83-year-old fashionista is photographer's muse for Sartorialist-styled blog
- Transcend releases 64GB microSDXC UHS-I memory card
- Picfari wants to help you take the best vacation photos possible

27 March

- Studio comparison pages added to Fujifilm X100S Preview
- Sigma delays shipping of USB dock and 120-300mm F2.8 DG OS HSM
- SLR Magic releases Monster Lens II spotting scope for Micro Four Thirds
- iStockphoto founder launches Stocksy, and artist-owned stock photo service

26 March

- Sony Alpha NEX-6 Review
- Samsung announces price and availability of NX300 and 45mm F1.8 3D lens
- Lost camera reunited with owner after six years drifting in the ocean
- Photographer captures pictures from top of Egypt's Great Pyramid of Giza
- Photo of The Beatles taken by an amateur photographer fetch 30,000 UK pounds

25 March

- Nikon D7100 preview updated with studio scene and real world samples
- Canon Singapore launches a 'Try and Buy' service for EF and EF-S lenses
- Google announces Nik Collection plugins suite for \$149
- Google+ app update adds Snapseed editing and location sharing abilities
- DxO Optics Pro 8.1.4 adds Olympus ZZ-2, Nikon 1 J3 and Panasonic GH3

22 March

- Samsung Galaxy Note II review
- Voting open for Smithsonian Magazine 2012 Reader's Choice Award
- Fujifilm announces Wi-Fi-enabled Finepix S8400W 44x superzoom

- Fujifilm unveils Finepix XP200 rugged compact camera with Wi-Fi
- Photographer uses Google Drive to share full resolution images on Google+

21 March

- Hands-on preview of the Canon EOS 100D/SL1
- Hands-on preview of the Canon EOS 700D/Rebel T5i
- Canon unveils EOS 100D/Rebel SL1 world's smallest and lightest APS-C DSLR
- Canon announces EOS 700D/Rebel T5i 18MP and 18-55mm STM lens
- Nikon to build \$6.3m DSLR factory in Laos to lower costs
- Canon unveils SX270 HS 20x superzoom and SX280 HS with GPS and Wi-Fi
- Olympus announces Stylus VH-520 10x, 14MP compact superzoom

20 March

- Photographer's copyright suit lists his subject as defendant
- Behind the scenes of the Hasselblad H5D advertising campaign

19 March

- DxOMark Mobile Report: Blackberry Z10
- First winners announced in Sony World Photography Awards 2013
- Minox announces tiny, retro-styled DCC 14.0 camera
- Wacom releases Cintiq 13HD 13-inch compact pen display for \$999

18 March

- Fujifilm X100S Real-world Samples
- Seawater-damaged Nikon lens fixed by boiling at Taiwan service centre
- Photographer Greg Heisler and the story behind an ESPN cover photo
- Pre-Photoshop tricks and the apps you can use today
- Filmmaker shoots fifteen GoPros for a Matrix-like bullet time effect
- ACD Systems releases ADCSee Photo Editor 6 with new Raw functionality
- Aviary debuts desktop app and photo-editing SDK for Windows 8

15 March

- Hands-on with the Samsung Galaxy S4 smartphone
- Using a perspective control lens for wedding photography
- Tokina to ship AT-X 12-28 F4 PRO DX lens for Nikon from April 2013
- Samsung looks to elevate smartphone camera game with S4

14 March

- Panasonic GH3 hands-on preview updated with test data and samples
- Confessions of a camera snob: DPr reviewer explores mobile photography
- DxOMark investigates lenses for the Nikon D800
- Equinox modular and Leica X3 concept cameras

722: Southside Camera Club Newsletter

- Google pulls plug on desktop version of Snapseed
- 13 March
- Rokinon gives May 2013 release date for T-S 24mm F3.5 lens
 - Founders of Memoto wearable camera capture 10,000 pictures at SXSW
 - DSLR time-lapse images from the International Space Station
 - Nikon and Canon UK offer Spring 2013 camera rebates

12 March

- Pro DSLRs, Pro Photographers
- Studio comparison images added to the Panasonic GH3 Preview
- Actual Pixels – the pixel peeping app for iOS
- Samsung UK to include Adobe Lightroom 4 with NX300 shipments
- World Press Photo award enables photographer to resume career
- BBC and Forbes look at the booming action camera business
- Cinetics introduces CineVise camera mount with vixie grips

11 March

- Fujifilm harnesses silver for new touch-screen technology
- Dbicam app captures both sides of the story
- Lowepro introduces Flipside Sport 20L AW weather-resistant backpack
- Pentax US offers mail-in rebates on 645D medium-format DSLR and lenses

10 March

- Blending images in Photoshop

8 March

- Cinetics Cine System
- Theme and Variation
- Guardian photographers share tips for getting a portrait in ten minutes
- National Geographic celebrates 125 years of photography with Tumblr
- DxOMark Mobile Report added to our Nokia Lumia 920 review
- Nissin announces Di700 flashgun and PS 8 external battery pack
- Sigma US to ship 19mm f/2.8, 30mm f/2.8 and 30mm f/1.4 this month
- ACDSee 15 and Pro6 gain Raw support for 19 additional cameras

7 March

- PDN publishes 2013 list of 30 emergent photographers to watch
- Facebook further pushes photo prominence in the News Feed
- Picasa web is now redirecting to Google+
- Sekonic bundles I-478/DR with X-Rite ColorChecker Passport in US

6 March

- Canon EF 24-70 f/2.8 II USM lens review
- Online images and copyright infringement

- Panasonic announces upcoming firmware update for GH3 camera and lenses
 - Complete our survey for the chance to win an iPad
 - Fujifilm gives more details on lens roadmap and XF 55-200mm telezoom
 - Hands-on with Photosynth for Windows Phone 8
- 5 March
- Nikon Coolpix A preview - hands on with the DX compact
 - Nikon posts sample images and video from Coolpix A
 - Hands-on preview of the Nikon Coolpix P330
 - Editor's opinion: Nikon's AF-S 80-400mm F4.5-5.6 DE VR
 - Nikon launches 16MP DX-format Coolpix A and P330 enthusiast compacts
 - Nikon UK launches Coolpix L320 superzoom, US announces Coolpix S3500
 - Nikon unveils AF-S Nikkor 80-400mm f/4.5-5.6 ED VR telezoom
 - First Instagrams out of North Korea after opening of 3G network

4 March

- Canon develops high sensitivity full-frame CMOS sensor for video
- Phase One unveils IQ280, IQ260 and IQ260 Achromatic digital backs
- Wacom to release multi-touch mobile tablet in Summer 2013

1 March

- Fujifilm X-E1 Review
- Photojournalist unexpectedly documents domestic violence
- PocketWizard PlusX transceiver for wireless flash and camera triggering
- Polaroid Socialmatic concept camera may hit the market next year
- Think Tank releases three accessories for camera bags
- Nikon School to start in London from April 2013

Deceased Estate Sale

NIKON CAMERA GEAR (from Paul Hibberd – details below)

Our friend was a keen photographer and accumulated a range of Nikon gear. He seems to have bought quite a lot in the months before he passed away, so there are some duplicate pieces which I can only assume are new. Most pieces are, as far as I can tell, 'as new' or in excellent condition, as specified below. I have done my best to decipher the Nikon (or Nikkor) model system, but please ask if the information is insufficient.

After talking with our friend's widow, I am not listing prices but will take the best offer to her and she will decide whether to sell. She is not fussed about recovering full market value so there may be some

722: Southside Camera Club Newsletter

bargains to be had! But, on her behalf, I'd invite reasonable offers.

I also have a huge box of accessories (filters, battery packs etc) - I'll offer a pick out of the box for each \$100 of the sale (otherwise I don't know what to do with them!).

I can be contacted at pkhibberd@gmail.com or at home on 62497782.

Bodies:

- 1) Nikon D50 kit in well used condition, with:
 - AF-S DX 18-55 f3.5-5.6G ED lens
 - Original packing
 - Manual, quick start guide and all other original accessories except battery terminal cover
 - Dealers record
 - Picture Project 1.5 CDROM

- 2) D80 body in well used condition, with MB-D80 battery pack.

- 3) FM3A (purchased 2002) in as new condition.

Nikon lenses

F PC micro	85	2.8D	As new	Original packing, Manual, Warranty card, Dealers record, Strap, Leather hard case
AF DX fisheye	10.5	2.8g Ed	As new	Dealers record, Warranty card, Instructions, Leather pouch, Original packing

INikkor lenses:

F-AF D	35-70	2.8D	Very good used	Original packing, Manual, Warranty card
F-AF D	20	2.8D	Excellent used	Original packing, Manual
F-AF D micro	60	2.8D	Very good used	Original packing, Manual
F AD-ED	80-200	2.8D	Excellent used	Box, Leather hard case, Manual, Strap

AF VR Zoom	80-400	4.5-5.6D ED	As new	Original packing, Nylon carry bag, Strap, Manual
Reflex	1000	11	Excellent	Box, Manual, Filter kit (5) + bag
F	28	2.8	As new	Original packing, Manual
F	50	1.2	In original wrap	As bought
F	35	1.4	As new	Original packing, Manual, Warranty card
F-AF D	35-70	2.8D	As new	Original packing, Manual

F	105	2.5	As new	Original packing, Manual, Warranty card
F-AF-S	17-35	2.8D	As new	Original packing, Manual, Leather hard case, (3 units of this)

ED	500	4.0	Excellent used	Hard carry case, Leatherette lens cap, Manual, Screw in filter, Some kind of mounting bracket, Dealers record
----	-----	-----	----------------	---

I also have 2 units of a TC-14EII teleconverter. I have the original packing but only 1 manual

Film Cameras: For Sale

Ensign film cameras. One bellows type (possibly an "epsilon") and one Ful-Vue.



Mrs Mitchell is selling these cameras and can be contacted on 6258 2294.

722: Southside Camera Club Newsletter

Editor's Note

Hello all.

I have had more excitement than I need in producing this Newsletter. On Saturday night I was finalising the Newsletter and adding a few extra photos (to make up for the photo deprived March Newsletter when I got a message from Microsoft saying that Word was unresponsive - and that I might lose some parts of this document when I force Word to close.

I don't know why they used the words "might lose". I knew and I am sure they did too, that it was a dead certainty that I would lose a lot of the document.

Not only did I lose half of it but Microsoft Word has ceased to work on my MacBook. So, I have reverted to the less known but seemingly very reliable Apple Pages to produce this Newsletter.

There are two things I wanted to mention though. First, is the Zerene stacking software and secondly a Portrait Workshop that Shane Baker and I attended today (Sunday 7 April).

The Zyerene Focus Stacking software is primarily aimed at overcoming the problem, especially frustrating in Macro photography, of not having enough depth of field to get sufficient parts of the subject in focus to make sense of the photo.

It is an issue I have thought about for a long time and have really only seen two adequate solutions. The first is the amazing results that come from electron microscopes but it is not a technology that is readily available to us in the general masses.

The second, probably only slightly more readily available than electron microscopes, is the movie work done by David Attenborough's team when they get huge depth of field shots of caterpillars chewing on leaves or walking up a stem. I don't know how.

The reason I have thought about it for so long is that in first year Uni I did a paleontology subject under the

direction of a lecturer called Alberto Albani. Alberto specialised in micro fossils and despite having a very modern SLR camera with an attachment for photographing down microscopes he was having great difficulties getting photographs that were any use in identifying the small fossils he was finding.

If Alberto had this software (and a digital camera, and a computer that could have handled all of this) then he could have solved his depth of field problem immediately.

I "googled" Alberto and discovered that he is still at UNSW as an adjunct Associate Professor in the Faculty of Science. His first publication is listed as:

ALBANI, A.D. (1964) Photography of Microfossils. *Micropaleontology*, 10: 396-398.

I hope that he has discovered Zerene software or something similar.

I have to thank Shane Baker for letting me know about the Portrait Photography Master Class run at the National Portrait Gallery. This session was presented by Greg Weight, a vastly experience Sydney based photographer with some significant publications and prizes, including the Blake Prize People's Choice Award in 2012. For more details about Greg see: <http://www.gregweightphoto.com.au/index.htm>

I have always bumbled on by myself in trying to develop photographic skills. This was a very well spent day where I felt I learned as much by watching others as I did through pressing the buttons on my camera.

I am looking forward to this month's presentation on "stacking" photos. I should probably invite Alberto.

Cheers

Rob

Club Office Bearers

Position	Person	e-mail address	Phone
President	Warren Hicks	sscc.president@gmail.com	0427 883 689 (ah)
Sec/Treasurer	Ian Cole	icole@grapevine.com.au	
Newsletter Editor	Rob Wignell	rob_wignell@hotmail.com	0416 055 322