

# F22: Southside Camera Club newsletter



Volume 26 – Issue 2: March 2018

## Contents

What's on this month	1
Reports	2
President's report	2
Recent outings	2
Future events and meetings	3
Upcoming excursions	4
Queanbeyan Rodeo:	
Sat 10 March; 3:00 pm till...	4
ANU Enlighten: Thur 15 March	4
Online resources	4
From Paul Livingston	4
Exhibitions and workshops	4
Atlas of Life in the Coastal Wilderness	4
Introduction Photography Workshop	4
The Club online	4
Web site	4
Facebook	4
flickr	4
Photo sharpness	5
Equipment list	5
Office bearers	5
F22 gallery	6



## Meetings

7:30 pm: Deakin Soccer Club, 3 Grose Street, Deakin

First Tuesday of the month for general meetings; fourth Tuesday for DIG SIG

### *Lake Eyre and the Flinders Ranges, a photography road trip*

Warren Hicks will do a presentation on a 2016 trip to South Australia



## What's on this month

Date	Meeting, excursion, walkabout or group event	Speaker/convenor
Tues 6 March	Meeting: Lake Eyre and the Flinders Ranges, a photography road trip	Warren Hicks
Sat 10 March	Balloon Festival: Arrive before 6:15 am for first balloons filling	Brian Moir
Sat 10 March	Queanbeyan Rodeo. Start time 3:00 pm	Ann Gibbs-Jordan
Thurs 15 March	Enlighten at the ANU (Evening) Dine and stroll along the new ANU 'Mind/thinking and spaces'.	Helen Dawes
Tues 27 March	DIG SIG	Norman Blom
Sat 31 March	Portrait Interest Group	Malcolm Watson

## Reports

### President's report

The first Club meeting for 2018 had its good and bad moments. The good included the great presentation from Paul Kowalski on his approach to landscape photography, and some good photos in the show and tell section. It was also good to meet in a place with plenty of room and with no shortage of chairs. We did have a few teething problems with the new venue at the Deakin Soccer Club. The Soccer Club's projector would not work, meaning we had to rely on our own projector and screen. The Manager has told me that the projector needs to be fixed or replaced and this is underway. Once that is done we can hopefully use that equipment. More seriously, it seems that the larger space means that members have trouble hearing the speakers. Our Club has a PA system and we will need to make sure we can use it in future, or rearrange the seating so that speakers can be clearly heard.

Around 50 Club members and a number of new members heard Paul's presentation. It focussed on a number of areas, including how he seeks out compositions, his persistence in going back to locations again and again to get the right conditions for the shot he imagines, and to getting to know your equipment to get the most from it. He mentioned he was now getting interested in video and was using a digital camera for video and time lapse. If you are passing through Bungendore a

visit to Paul's studio in the village square is well worth it. If you can't make it to the studio his work is found on his [web site](#).

I expect to be able to report that the Club is incorporated and will have applied to become a member of the Federated Camera Clubs of NSW by the time we have our next meeting. At the March meeting, Warren Hicks is making a presentation on a trip to the Oodnadatta Track, Lake Eyre and the Flinders Ranges, on which I was lucky enough to accompany him. I'm sure Warren will mention not only the great photographic opportunities in that part of Australia but also the challenges of using camera equipment in hot and dusty conditions and preparing your car for the journey.

We need to consider what presentations we will be having at meetings for the year after April. If you have any ideas for presentations either send them to me at [president@southsidecameraclub.org](mailto:president@southsidecameraclub.org) or bring your thoughts to the meeting. Presentations can be on any topic of general interest to photography and photographers, including talks from Club members about their areas of interest, or guest presenters like last month. Similarly, if you have ideas for an excursion, please contact one of our [excursion/walkabout convenors](#).

One last thought – if you are missing a USB stick, I may have it. Please see me if you have left one behind after the show and tell.

I hope to see you at the next meeting.

Rod Burgess  
President

### Recent outings

#### *Multicultural Festival outing: 17 February*

Members of the SSCC gathered at the Canberra Times Fountain for the day's outing. I am also a member of the U3A Camera Club and it was good to greet four other members of that club. Dual membership is not uncommon here in the ACT, in fact there were also members of the Queanbeyan Photography Club and I think at least one member of the ANBG Photographic Group.

The outing itself is usually a solo wander through the various sections, sampling delicious morsels and snapping along the way and engaging with folk from other nations. It's a colourful, enjoyable spectacle but more than that it is a celebration of our multicultural embrace.

The taking of photos is generally prefaced by a request,



however I've found that people are usually quite happy to have their pics taken, if you have a smile and are unobtrusive—Norm didn't mind one bit, but check out his modus operandi, now there's a pro! Plonk yourself down in a prime spot and smile. You bump into other members on your stroll,

and both Rob Wignell and Bob Crawshaw mentioned how 'challenging' the light was. I just love that euphemism, far better than 'crap light eh bro'. Anyway, they were right of course, the stark sun caused far too much contrast out in the open. In fact I returned later in the afternoon when the event was in full swing and the light was kinder.

Our post outing coffee meeting took place in the Canberra Centre at the Green House Coffee and Food Co. I'd never been there and I was pleasantly surprised – the coffee was good and the outdoor setting with its greenery was attractive. I had a good chat with David Rath from the U3A Club and Bev, in fact Bev was celebrating the birth of a grandchild, a boy; who was born on her birthday! There was much chat among

the three tables and members appeared to have enjoyed the outing. I know I did.

Barry McGloin

#### *Scottsdale Reserve: 22 February*

We have travelled the Monaro Highway to Cooma for 40 years and have stopped at numerous places along the way but Scottsdale Reserve is by far the most interesting. Being 75 kms south of Canberra, our group car pooled from Kambah and other locations.

Scottsdale Reserve was a working farm that became part of Bush Heritage Australia in 2006. Its northern and western boundaries are on the Murrumbidgee River. It is also an important part of the Kosciuszko 2 Coast project – a partnership helping landowners create connections between remnant woodlands and grasslands between Kosciuszko, Namadgi, and national parks across to the escarpment forests on the New South Wales' far south coast.

After a morning cuppa and an introduction to the property from Phil Palmer, we car pooled into 4WDs to explore the property. Only about one quarter had been cleared for agriculture leaving many mature trees with a great deal of character. Our guides are eager photographers. They took us to a number of locations with many photographic opportunities including a disused tunnel from the Cooma railway line.

After lunch, the driving became more demanding. We were rewarded with spectacular scenes from the highest point with views well beyond the property. It gave us a better understanding of what Bush Heritage Australia have planned. The more than 30,000 trees already planted is a small part of their vision for this important site.

What was of great interest to us is the opportunity to return to Scottsdale Reserve as a volunteer to assist in fulfilling this vision and enjoying more of the great scenery.

Thank you Laurie for your organisation.

Chris Aubrey

### Portrait Interest Group: 24 February 2018

The second meeting of the Portrait Interest Group was organised by Ray at a garden swimming pool in Kambah. Eight photographers and two models attended. We started at 9:30 am and were finished at about 11:00 am.

The two models came prepared for swimming and braved the cool water while most photographers kept their cameras

safely away. Only Iain brought an underwater camera to experiment with.

We took photographs of the models jumping into the pool, swimming, doing hair flips and in general getting some good exercise; who said being a model is easy?

Malcolm Watson

### Future events and meetings

Subject to change. Forward queries/suggestions to [outings@southsidecameraclub.org](mailto:outings@southsidecameraclub.org)

Date	Meeting, excursion, walkabout or group event	Convenor/speaker
Tues 3 April	Meeting: High Speed Photography	Russell Field
14–15 April	Guthega: A w/end photography in the Snowy Mountains	Rob Wignell
Thurs 19 April	Jerrabomberra Wetlands: coffee at Kingston foreshore	Di Cutting
Tues 24 April	DIG SIG	Norman Blom
Sat 28 April	Portrait Interest Group	Malcolm Watson
Tues 1 May	Meeting: TBA	
Sun 6 May	Collector Pumpkin Festival	Alison Milton
Thurs 17 May	Nara Peace Park: 9:15 for 9:30 start.	Rob Wignell
Tues 22 May	DIG SIG	Norman Blom
Sat 26 May	Portrait Interest Group	Malcolm Watson
Tues 5 June	Meeting: TBA	
June	? Night sky	
Thurs 21 June	National Zoo (E)	Di Cutting
June	Red Rock Gorge	Alison Milton
Tues 26 June	DIG SIG	Norman Blom
Sat 30 June	Portrait Interest Group	Malcolm Watson
Tues 3 July	Meeting: TBA	
Thurs 19 July	ANZAC parade	Peter Keogh
Tues 24 July	DIG SIG	Norman Blom
Sat 28 July	Portrait Interest Group	Malcolm Watson
Tues 7 Aug	Meeting: TBA	
Sat 25 Aug	Portrait Interest Group	Malcolm Watson
Aug	Burrawang – South Coast	Laurie Westcott
Tues 28 Aug	DIG SIG	Norman Blom
Tues 4 Sep	Meeting: TBA	
22(?) Sep	Cowra Japanese Garden	Laurie Westcott
Tues 25 Sep	DIG SIG	Norman Blom
Sat 29 Sep	Portrait Interest Group	Malcolm Watson
Sept/Oct	Oberon/Mayfield Gardens	Bev Bailey
Tues 2 Oct	Meeting: TBA	
Thurs 18 Oct	Contour, Sculpture by the Lake	
Tues 23 Oct	DIG SIG	Norman Blom
Sat 27 Oct	Portrait Interest Group	Malcolm Watson
Tues 6 Nov	Meeting: TBA	
Sat 11 Nov	War Memorial poppy display	Jean Herring/Helen Dawes
Sat 24 Nov	Portrait Interest Group	Malcolm Watson
Tues 27 Nov	DIG SIG	Norman Blom
Dec	Christmas party	

## Upcoming excursions

### Queanbeyan Rodeo: Sat 10 March; 3:00 pm till...

I have never been to a rodeo but thought it would be an interesting event at which to take photos. The publicity blurb indicates that the rodeo will present all major rodeo events, from bull rides, bull dogging, saddle bronc, bare back, barrel racing, junior bull rides and more. Families can also enjoy side show alley and children's activities, as well as a variety of refreshments. Photographic opportunities could be action shots, people/character shots mingled with dust.

The main events are scheduled from 4:00 pm onwards but the gates open at 2:00 pm.

Meet at the main entrance/gate to the Queanbeyan Showground in Glebe Street at 3:00 pm. This should give us time to sort out vantage points etc.

Tickets: at the gate. Adult \$20, Aged Pensioner \$15, Children 8-15 years \$15, under 8 free, Family Pass (2 Adults & 2 Children over 8) \$60

Parking: in [nearby streets or town carpark](#)s.

Bring camera gear, clothing appropriate for weather on the day.

Coffee: There will be refreshment venues. We will have to sort that out on the day. Probably a beer would be more appropriate!

Ann Gibbs-Jordan:

[agi@grapevine.net.au](mailto:agi@grapevine.net.au)

### ANU Enlighten: Thursday 15 March

Over 5 nights, ANU will light up chosen buildings on their campus. The display is titled '**Enlighten Minds and Thinking Spaces**' and starts at the school of music then winds through the campus.

A food and entertainment area is on-site where the plan is to meet for a light dinner at 6:00 pm then to follow the event 'trail'. Full details will be revealed in an email closer to the event.

Cheers Helen Dawes

---

## Online resources

[Digital Photography Review](#)

[Photoaccess](#) – Manuka Arts Centre

[Red River Paper](#) – sign up to receive emails that contain good articles that are primarily about photographic printing but also on a wide range of photographic topics.

[How to choose the right display for photo editing](#)

### From Paul Livingston

Paul has been a regular online resource and also a former President of the Club.

[How to perfect the art of the monochrome landscape](#)

[Three fashion photographers who defined the genre](#)

[Eight photographers will help you understand environmental portraiture](#)

[Eight DIY photo filters you can easily make at home\\*](#)

\* [One technique calls for breathing on the lens—your breath contains harmful acids that can damage camera lenses](#)

[Eight DIY photo hacks using cardboard \(video\)](#)

[Sharpening in photo editing just the right amount](#)

## Exhibitions and workshops

### Atlas of Life in the Coastal Wilderness

The Atlas of Life in the Coastal Wilderness is displaying the winners from their photographic competition at the Discovery Centre at CSIRO, Black Mountain, from the first week in April 2018 for six weeks.

### Introduction Photography Workshop: Saturday 19 May from 9 am–4 pm: Cost \$150

The Friends of the Botanic Gardens Photographic Group is very active and open to all members of the Friends who have an interest in getting the best out of their camera. The Group

usually meets on the last Friday of the month and information can be found on the Friends website.

The Group is offering a new 'Introduction to Photography Workshop' for anyone who wishes to know the workings of their camera and take better photos.

The Workshop will be a full day in two sessions: morning classroom and afternoon practical application, photographing around the gardens. This workshop will be conducted as a Friends fundraising exercise.

This workshop is perhaps beyond the skills of the SSCC but if you know of anyone who may be interested they can get for further information by email at [photo@friendsanbg.org.au](mailto:photo@friendsanbg.org.au)

### The Club online

#### Web site

[www.southsidecameraclub.org/](http://www.southsidecameraclub.org/)

Please send material for the web site to [webmaster@southsidecameraclub.org](mailto:webmaster@southsidecameraclub.org)

#### Facebook

#### flickr

[Links](#) to the Club's Facebook and flickr pages are available on the Club's web site under the [images / members on line](#) page.

To join you will need a Facebook and/or a flickr account.

- Go to the groups page
- Search for Canberra Southside Camera Club
- Click on the 'Join Group' button.

The request to join will be sent to the president as the group moderator. If you don't get a confirmation within a day or two email [president@southsidecameraclub.org](mailto:president@southsidecameraclub.org)



## Photo sharpness

I have always had an obsession for sharp images, in part because so many of my images end up being 'not quite sharp enough'. Browsing through some shots I took of a butterfly in my garden a few weeks ago caused me to think of this issue once again as I aimed to cull the shots I wouldn't keep. I am lucky enough to have a camera with a lot of pixels, a focussing system that could only be dreamed of in my manual focus film days, a relatively fast shooting rate and a lens that is long enough to get in close without scaring the butterfly away forever. Despite these advantages, less than a dozen of the almost two hundred shots I took in this butterfly session were worth keeping. Three of them demonstrate what I am looking for in sharpness.

First of all, I know that it is impossible to get everything in focus unless the subject is completely flat (and you are taking the image vertically from the flat plane). This particular butterfly seems to keep its front wings constantly moving, even when landed. The rear wings don't move as much and sit flatter when landed. So, what I hoped to get was an image that showed the details on the colourful back wings and details in the head, eyes and proboscis area.

In this first image it seems like I have achieved a reasonably good result against my criteria. The blue dots in the rear wings are clearly made up from smaller dots. Some parts of the rear wing edge are in sharp focus. Around the head, the right eye, the proboscis and the antennae, although they are not in the same plane seem relatively sharp. Overall, this is a keeper.



In this second image the front wings, though showing movement on their outer edges are still enough close to the body

that some very small lighter spots become obvious. In the first image these were blurred either because of movement or because they were outside the plane of focus. In addition, there is more detail in the head, antennae and proboscis and the left eye has light reflecting off it to draw attention to it being relatively sharp. There seems to be less detail in the rear wings but a small section of the left wing is in sharp focus and can show the detail that is implied in the other parts of the rear wings. I like this better than the first image.



The third image shows a slightly different angle on the butterfly. The front wings are raised and way out of focus and only a small part of the right rear wing is in sharp focus, but the position of the wings reveals most of the butterfly's body (this wasn't seen in any of the other shots) and the light highlighting both eyes draws our eyes to the head of the butterfly first. Here, I was lucky enough to get detail in the head, proboscis and the hairs on the right leg and I like this image the most for sharpness.



But, of course, sharpness is just the beginning. Which image makes the most impact through its composition? A question for another day.

Rob Wignell


## Equipment list

Item	Custodian	Contact email
Elinchrome studio lighting equipment	Julie Taylor & Mark Stevenson	<a href="mailto:shinboner266@gmail.com">shinboner266@gmail.com</a>
Colour Munki screen and printer calibrator	Rod Burgess	<a href="mailto:canberrarod@hotmail.com">canberrarod@hotmail.com</a>
Fixed lighting kit: stands, light sources, extras	Claude Morson	<a href="mailto:claudemorson@gmail.com">claudemorson@gmail.com</a>

## Office bearers


Committee			
President	Rod Burgess		<a href="mailto:president@southsidecameraclub.org">president@southsidecameraclub.org</a>
Treasurer	Iain Cole		<a href="mailto:treasurer@southsidecameraclub.org">treasurer@southsidecameraclub.org</a>
Secretary/	James Grigg		<a href="mailto:secretary@southsidecameraclub.org">secretary@southsidecameraclub.org</a>
Ordinary member	Brian Moir		
Ordinary member	Julie Taylor		
Ordinary member	Nicky Bazley-Smith		
Non-committee positions			
Walkabout/excursion	Laurie Westcott, Rob Wignell, Helen Dawes		<a href="mailto:outings@southsidecameraclub.org">outings@southsidecameraclub.org</a>
DIG SIG	Norman Blom		
Portrait Interest Group	Malcolm Watson	0451997 376	<a href="mailto:colm.watson@gmail.com">colm.watson@gmail.com</a>
Newsletter Editor	Alison Milton	6254 0578	<a href="mailto:newsletter@southsidecameraclub.org">newsletter@southsidecameraclub.org</a>
Website Manager	Brian Moir	0414 834 249	<a href="mailto:webmaster@southsidecameraclub.org">webmaster@southsidecameraclub.org</a>

*F22 gallery*



*Multicultural festival  
Ann Gibbs-Jordan*





*Multicultural festival  
Norm Fisher*





*Multicultural festival  
Norm Fisher*





*Multicultural festival  
David Raff*





*Multicultural festival  
David Raff*





*Multicultural festival  
Allen Bills*



*Multicultural Festival  
Allen Bills*





*Multicultural Festival  
Allen Bills*



*Multicultural Festival  
Barry McGloin  
Editor's pick of the month*



*Multicultural Festival  
Barry McGloin*





*Portrait Interest Group  
Iain Cole*





Portrait Interest Group  
Iain Cole



*Portrait Interest Group  
Juanita Moolman*






*Portrait Interest Group  
Juanita Moolman*



*Portrait Interest Group  
Malcolm Watson*





*Scottsdale Reserve  
Peter Keogh*





*Scottsdale Reserve  
Chris Aubreyh*





*Scottsdale Reserve  
Chris Aubrey*





*Free as a cloud*  
Bob Dorrie





*Sunset over Lake Burley Griffin*  
*Bob Dorrie*




*Egret - Beeliar Regional Park, Perth—Shane Baker  
Nikon D850 with 200 - 500 at 500mm, 1/1250 sec at f/5.6 and ISO 140*






*Splendid Fairy-wren (female) - Beeliar Regional Park, Perth—Shane Baker  
Nikon D850 with 200 - 500 at 500 mm, 1/2500 sec at f/5.6 and ISO 5000*



*Sunrise Mollymook  
Peter Keogh*





*Sunrise Mollymook  
Peter Keogh*



*It's all about light*  
Iain Cole





*Optical illusion  
Iain Cole*



*On the way to Gibraltar Falls  
Iain Cole*





*At Gibraltar Falls  
Iain Cole*





*Norm Fisher*





*Tasmania*  
*Norm Fisher*



*Multicultural Festival  
Norm Fisher*





*The Barber Shop Choir Multicultural Festival  
Alison Milton*




*Multicultural Festival  
Alison Milton*





*Multicultural Festival  
Alison Milton*




*Multicultural Festival  
Ann Gibbs-Jordan*





*Multicultural Festival  
Ann Gibbs-Jordan*



*Multicultural Festival  
David Raff*





*Multicultural Festival  
David Raff*



*Multicultural Festival  
Helen Dawes*





*Multicultural Festival  
Barry McGloin*





*Multicultural Festival  
Ann Gibbs-Jordan*



Group(s) photo of  
Multicultural Festival  
participants  
Helen Dawes





*Multicultural Festival  
David Raff*



*Portrait Interest Group  
Malcolm Watson*





*Portrait Interest Group  
Malcolm Watson*





*Portrait Interest Group  
Juanita Moolman*





*Portrait Interest Group  
Juanita Moolman*



*Portrait Interest Group  
Iain Cole*





*Tree, Scottsdale Reserve  
John Mitchell*





*Scottsdale Reserve  
Alison Milton*





*Scottsdale Reserve  
Alison Milton*





*Bush Heritage damage control on Scottsdale Reserve creating natural water holding devices, e.g. rushes and rock levies, to halt erosion in creek lines.  
Laurie Westcott*





*Birdseye view of tree and shrub plantings on Scottsdale Reserve  
Laurie Westcott*





*Swallow or Martin nests in the train tunnel, Scottsdale Reserve  
Laurie Westcott*





*Panorama of the Bredbo Valley from the Scottsdale Reserve's highpoint  
Richard Arculus*







*Scottsdale Reserve  
Chris Aubrey*





*Scottsdale Reserve  
Barbara Aubrey*





*Scottsdale Reserve  
Barbara Aubrey*





*Scottsdale Reserve  
Peter Keogh*





*Sunrise—Urambi Hills  
Bob Dorrie*






*Red-bellied Black Snake: Namadgi  
Di Cutting*

*I was photographing the kingfishers and kept hearing what I thought was the galahs chewing the loose bark on the tree that they share with the kingfishers and I kept getting closer to the tree. I happen to really look at the tree and saw the cause of the noise wasn't a galah but a large red bellied black snake, which was about 6 foot up the tree. I was too close to photograph it, had my prime lens on, so quickly backed up and photographed it. Yikes!!! We all look at the grass for snakes but don't think of them up a tree, it apparently is rare for the RBB but obviously does happen. Boy what it takes to get good bird images!!*



*Sacred Kingfisher: Namadgi  
Di Cutting*





*Mayfields Garden, Oberon  
Jean Herring*





*Mayfields Garden, Oberon  
Jean Herring*





*Raindrop on a Hoya flower reflecting the garden outside*  
Jean Herring