

F22: Southside Camera Club newsletter



Volume 26 – Issue 3: May 2018

Contents

What's on this month	1
Next meeting 1 May: Supplementary software, Bob McHugh	1
Reports	2
President's report	2
Secretary's report	2
Outings	2
Digital Imaging Special Interest Group	4
Rob's Printing Service	4
SSCC 2017 yearbook	4
Luminous landscape	4
Future events and meetings	5
Office bearers	5
Sirui W2204 tripod review	6
Online resources	6
From Paul Livingston	6
Exhibitions	6
National Portrait Gallery of Australia	6
National Library of Australia	6
The Club online	6
Web site	6
Facebook	6
flickr	6
Equipment list	7
F22 gallery	7

Meetings

7:30 pm: Deakin Soccer Club, 3 Grose Street, Deakin

First Tuesday of the month for general meetings; fourth Tuesday for DIG SIG

Next meeting 1 May: Supplementary software, Bob McHugh

At the general meeting on 1 May, Bob McHugh will describe the NIK group of plug-ins and Topaz Studio and its associated 'filters'. Each collection has some very useful editing tools that are difficult to emulate in Photoshop and virtually impossible to replicate in Lightroom. Topaz Studio is also a capable stand-alone editor. Topaz and NIK have other advantages but also a number of weaknesses. The NIK plug-ins are currently free. The core part of Topaz Studio is also free.



What's on this month

Date	Meeting, excursion, walkabout or group event	Speaker/convenor
Tues 1 May	Meeting: Supplementary software	Bob McHugh
Sun 6 May	Collector Pumpkin Festival	Alison Milton/Helen Dawes
Thurs 17 May	Nara Peace Park	Rob Wignell
Tues 22 May	DIG SIG	Norman Blom
Sat 26 May	Portrait Interest Group	Malcolm Watson

Reports

President's report

One of the underlying principles of our Club is that we share information and support each other in learning and developing our skills in photography. Excursions are great for this purpose. I was fortunate enough to go up to Guthega with the Club last weekend on the regular visit there organised by Rob Wignell. It was great to see a near full house at the lodge and the less than perfect weather meant we had lots of time for discussion and information sharing in front of the fire, as well as some chance for photographic practice. It was also nice to catch up with long term Club members Ross Rowe and Graeme Kruse. The Digital Imaging (DIGSIG) and Portrait Interest Groups are also good ways to learn from the experience of others and potentially to try out new things. If you haven't participated in excursions or the special interest groups, I'd recommend you give them a go – they are aimed at all levels of photographic skill.

I was pleased to publish the Club's 2017 Yearbook a week or two ago. This year's edition has a fine set of photographs from all over the world taken by Club members. The Yearbook shows the depth of talent in the Club as well as the range of photographic interests of our members, including portraits, landscapes, macros, nature and travel shots. As in previous years, the book can be purchased through the Blurb website. The Blurb site and a pdf version can be accessed from the Club's website at <http://www.southsidecameraclub.org/image-gallery/yearbooks/>

I have put together the Yearbook for the last three years, and as I expect to be travelling a lot next year, I will be seeking a volunteer to take it on. If you are interested please contact me. The fast approaching Club exhibition at Strathnairn will also showcase the Club's talent, and I'm looking forward to seeing the selections of our members.

I will be away travelling at the time of the May meeting and Jim Grigg will take the chair. I hope to come back from Victoria

and South Australia with lots of good photos, and if not, at least some good stories.

Rod Burgess
President

Secretary's report

Hope you had an enjoyable Easter.

There are two items to report on this month.

1. The SCC committee held its first formal meeting at 6:30 pm prior to the main meeting of 2 April 2018. The main agenda item was management of the members master list.

It was agreed to keep the list in the Google Docs area of the Secretaries Gmail Account. It will be shared as read-write with the Treasurer and updated by the Treasurer as required. It will be shared as read only with those who need to email members. The list will only include names and email addresses. Other member information will be kept by the Treasurer.

This was seen as the easiest and least costly way to manage the list as well as meeting the requirements of incorporation.

2. The committee discussed paying interstate presenters a small fee to cover travel costs (up to \$100) and agreed to put that to the general meeting. The result was unanimous agreement.

An important part of the Secretary role is to maintain the Club records. I will use the Google Docs area of the Secretaries Gmail Account to store the Minutes of each meeting recording the decisions made by members. The Treasurer will maintain the financial records and the master membership list as has been done in the past.

Jim Grigg
SCC Secretary

Outings

Guthega trip – Autumn 2018

Twenty-five of us arrived in Guthega on Friday 13 April. The weather was fine and mild with no hint of the challenges awaiting us. Saturday morning was cold, cloudy and windy in Guthega so we headed to Waste Point at the confluence of the Snowy River and the Thredbo Riiver where the temperature rose and the clouds cleared for a sunny but very windy morning.



After lunch in Guthega we ventured down to the Mungyang power station with a plan to walk up the hill to see what we could see, but by the time we had walked 200 metres from the cars we turned to see sheets of rain blowing down the valley.

I was soaked by the time I got back to the cars to retreat back to the ski lodge.

The rest of the afternoon was spent discussing all the things you can think of while confined to a ski lodge with a brightly burning fire in the fireplace, accompanied by beverages of various types. The weather deteriorated to snow flurries, thunder, lightning, rain and high wind for the rest of the night.

In the morning, there were snow patches on the ground, more rain and even stronger winds. I declared that the weather had won and we packed up early to go home before lunch.

On the way home I took a detour to Charlottes Pass to see if I could get a few images of some of the snow gums in wet conditions. In the 30 seconds or so that it took to take a few



images of wet trees, I managed to get quite wet again and my images didn't do justice to the trees that continued to experience the lashing wind and rain long after I retreated to the car. By the time we had driven back to Jindabyne, the sun was out, the wind had dropped and the temperature had risen more than ten degrees. There was no hint of the turmoil in the air less than 20 kilometres away.



Despite the weather, the value in Club trips like this is the opportunity to get to know other Club members better and to talk about photographic and many other interests held by the diverse range of people in our Club. On that score we had much more time than usual and I think that this was particularly useful for the newer members who haven't been on a Club weekend event before.

My thanks to all who helped clean up the lodge and leave it in good condition.

I have included a few of my images from the weekend and hope to see many more at Club meetings soon.

Rob Wignell

Jerrabomberra Wetlands walkabout, Thursday 19 April

There were two groups arranged for this walkabout. Group 1 convened at 7:00 am (seven photographers) and Group 2 at 9:00 am. I joined Group 2 and, though there was a mild chill in the air at the start, the sun was shining. By coffee time it was quite warm.

Group 2 meandered along the path from the end of Eyre Street. Along the way we saw some Platypus frolicking on the surface, though they were a long way away and someone spoiled the moment with the suggestion they could be Carp! I prefer my version. I couldn't determine from my photos.



Reg Johnson

We also passed an interesting stand of Eucalypts with lots of fallen bark caught in their branches. From a hide nearby we viewed a variety of water birds and old fence posts from bygone dairy days. By this time people were wandering off in various directions chasing illusive forest birds, or maybe they were just avoiding me! Very fast little critters.



Both groups met at Max Brenner on the Kingston Foreshore for coffee, though I think some snuck in a hot chocolate. A very enjoyable walkabout with wonderful weather and company.

Thanks to Di, Alison and Helen for organising this outing.


Mike Gauntlett

I am writing to express my enjoyment at meeting other Club members at the Jerrabomberra Wetlands outing, whether for 'landscapes' or 'birds'.

The day commenced with low light and sparse bird sightings, but soon progressed with the aid of sunshine to reveal an assortment of mostly common birds, such as red rump parrots, magpies and swamp hens. They respectively presented photographic opportunities for the observant.

There was an also assortment of large birds such as Pelicans, Royal Spoonbills and Darters. An endangered water rat was also sighted. Others may have sighted isolated specimens of scarcer birds. Also on offer were kangaroos deciding upon their social standing, i.e. wrestling for herd rights.

Not one for seeking rare or scarce birds for their own sake, I sought birds making for photographic opportunities, such as this Dusky Moorhen.



Allen Bills

Digital Imaging Special Interest Group

The first DIG SIG was held on 27 March and was attended by about 22 members. The topic of the meeting was an introduction to time-lapse photography.

At the meeting members were also asked to suggest topics for future meetings and volunteer presenters were sought.

The following topics were put forward:

- How to create a panorama
- How to use flash and off camera flash effectively
- Storage and back-up techniques
- Presentation of prints – printing and framing
- Blending images (HDR?)
- Hyperfocal distance (best apps for calculating) and how to use effectively in landscape photography
- Creating Lightroom actions
- Demonstration of Color Munki
- Correcting chromatic aberration or white edges or halos due to sharpening or contrast amplification in post processing
- Scanning (digitizing) and restoration of damaged, stained or faded colour and B&W slides and prints – techniques/tips/equipment
- Landscape photography
- Use of neutral density filters
- B&W Photography including the use of Nik Silver Efex Pro

Rob's Printing Service

In October 2017, I bought a large format Epson 7880 printer (can print up to 60 cm wide). It hadn't been used for a long time and consequently had some severe ink blockages but, apart from that was in very good condition. With a lot of work I have returned it to pristine condition and have developed enough experience in using it that I am confident of producing a professional result on a limited range of good quality photo paper.

For an A3 print on Canson Infinity Premium Lustre (a 310 gsm paper) my price is \$20. This includes an initial A5 test print for pre-print inspection to confirm that the print will come out as you expect. If I can't produce an A5 image to your requirement then there is no charge.

The charge for an A2 size print is \$40 with an A4 size test print.

For the moment, I am limiting myself to printing up to A2, but, in the future expect to be able to print up to 60 x 90 cm images.

For more information call Rob on 0416 055 322 or contact me by email at rob_wignell@hotmail.com

SSCC 2017 yearbook

In case you missed it in Rod's President's report, the 2017 yearbook is now available for purchase from the Blurb web site. If you still want a copy but don't want to purchase it from Blurb, a PDF version can be accessed from the Club's website at <http://www.southsidecameraclub.org/image-gallery/yearbooks/>

- Low light photography
- Colour management
- Correcting chromatic aberration or white edges or halos due to sharpening or contrast amplification in post processing
- Compare the different approaches used by several users of Lightroom Classic CC to edit the same RAW photo file.
- Compare the abilities and ease of use of different image editing software such as Adobe Lightroom Classic CC, Adobe Photoshop, Darktable, Corel PaintShop Pro, GIMP, PhaseOne Capture One, Affinity Photo by giving users of different software the same RAW image file to work on at home, then to compare the results and demonstrate individual workflow at a DIG SIG meeting.

Five members have offered to give a presentation on the following topics:

- Light painting (James G.)
- Processing widefield astrophotography images (Warren H.)
- Printing (Rob W.)
- Lightroom – workshop on using the less common features (Rob W.)
- An introduction to composition (Peter K.)
- Demonstration of Lightroom workflow (David R.)

Norman Blom
DIG SIG coordinator

Luminous landscape

I recently subscribed to the Luminous Landscape web site. It was a bit of an accident in that I was chasing down an article that looked like it could help me with my current project on making printer profiles when, annoyingly, I was blocked from access because it was a subscription only site. Initially this put me off but a few days later I had a look at the site and discovered that it seemed to have a lot more information than just the article that I wanted and a few of the things I read that did have public access seemed interesting. The subscription price is US\$12 per year so even with our poor exchange rate, it is not crippling.

Most recently they have featured an interview with a photographer who is also a pianist and, among other things, he described how he interprets the Ansel Adams comment that "The negative is the score and the print is the performance." and applies it to his prints. It gave some inspirational insights. I also tracked down the article that I had originally wanted and this turned out to be useful too.

LULA seems to have a wealth of resources in its archive and produces some stimulating comments on issues of photography. Worth a try for a year if you are looking for a web site that seems to concentrate on providing quality rather than quantity.

You can find LULA at: <https://luminous-landscape.com>

Rob Wignell

Future events and meetings

Subject to change. Forward queries/suggestions to outings@southsidecameraclub.org

Outings & excursions cannot happen without your help. If you are able to fill the gaps contact:

outings@southsidecameraclub.org

Date	Meeting, excursion, walkabout or group event	Convenor/speaker
Tues 5 June	Meeting: Astrophotography	Ian Williams
June	? Night sky	
Thurs 21 June	National Zoo	Ann Eldridge
Tues 26 June	DIG SIG	Norman Blom
Sat 30 June	Portrait Interest Group	Malcolm Watson
Tues 3 July	Meeting: Macro photography	Tim Leach
Thurs 19 July	ANZAC parade	Peter Keogh
Tues 24 July	DIG SIG	Norman Blom
Sat 28 July	Portrait Interest Group	Malcolm Watson
Tues 7 Aug	Meeting: TBA	
Sat 25 Aug	Portrait Interest Group	Malcolm Watson
24–27 Aug	Burrawang	Laurie Westcott
Tues 28 Aug	DIG SIG	Norman Blom
Tues 4 Sep	Meeting: TBA	
Sep	Red Rock Gorge	Alison Milton/Laurie Westcott
Tues 25 Sep	DIG SIG	Norman Blom
Sat 29 Sep	Portrait Interest Group	Malcolm Watson
Tues 2 Oct	Meeting: TBA	
Thurs 11 Oct	Contour, Sculpture by the Lake	Helen Dawes
23–25 Oct	Oberon/Mayfield Garden's	Bev Bayley/Laurie Westcott
Tues 23 Oct	DIG SIG	Norman Blom
Sat 27 Oct	Portrait Interest Group	Malcolm Watson
Tues 6 Nov	Meeting: January 2003 bush fires	Jeff Cutting
Sat 11 Nov	War Memorial poppy display	Jean Herring/Helen Dawes
Sat 24 Nov	Portrait Interest Group	Malcolm Watson
Tues 27 Nov	DIG SIG	Norman Blom
Dec	Christmas party	

Office bearers

Committee			
President	Rod Burgess		president@southsidecameraclub.org
Treasurer	Tim Heenan		treasurer@southsidecameraclub.org
Secretary/	James Grigg		secretary@southsidecameraclub.org
Ordinary member	Brian Moir		
Ordinary member	Julie Taylor		
Ordinary member	Nicky Bazley-Smith		
Non-committee positions			
Walkabout/excursion	Laurie Westcott, Rob Wignell, Helen Dawes		outings@southsidecameraclub.org
DIG SIG	Norman Blom		digsig@southsidecameraclub.org
Portrait Interest Group	Malcolm Watson	0451997 376	colm.watson@gmail.com
Newsletter Editor	Alison Milton	6254 0578	newsletter@southsidecameraclub.org
Website Manager	Brian Moir	0414 834 249	webmaster@southsidecameraclub.org

Sirui W2204 tripod review

I've been looking around for a new tripod for a while now. The fact is that I already had three: an old Manfrotto, a relatively newer Manfrotto and an Induro. The Induro was definitely the most rigid of the three and also has the twist locks I prefer, but with the Acratech ball head, it was heavy. It also can gunk up a bit with dirt on occasions and was just a little short.

So, having convinced myself that it was not GAS, but a genuine need, I'd been scanning reviews and came across the Chinese Sirui brand. A few months back I needed (there's that word again) a ball head to replace a Manfrotto unit that didn't really handle the weight of my Nikon gear and had bought a Sirui, and I'd been impressed with its design and quality. One more tick for Sirui.

I was also interested in carbon fibre, rather than aluminium. Those in the know said that apart from being a little lighter than metal, it was also more rigid and less prone to vibration. Fair enough, but it seemed to be about double the price! The plan stayed on hold.

Then, a few weeks back, Perth retailer Camera Electronic had a 30% off sale of Sirui, and I decided to take the plunge. I'm happy I did. Firstly, it's taller than my other tripods – too tall for me on the flat (even with the centre column retracted), but that will work on downhill slopes. It feels lighter than it actually is, the legs slide in and out very smoothly, and it's very, very stable. Other plusses are that it folds down very small, it comes with a tool kit (four more allen keys!), replaceable feet or spikes and a proper bag. I haven't tried its waterproofness yet, but it seems to cope well with Perth's ever-present sand.



Oh, and due to cunning design, one of the legs screws off and can be used as a monopod! The bottom line? I like the design and the quality of the Sirui. The Induro is now my back-up tripod and the Manfrottos will go on the market.

If you need a new tripod, check out the Sirui line.

Shane Baker

Online resources

[Digital Photography Review](#)

[Photoaccess](#) – Manuka Arts Centre

From Paul Livingston

Paul has been a regular online resource and also a former President of the Club.

[The Exquisite Eye of Kiyoshi Togashi](#)

It is well worthwhile to have a look at [Togashi's website](#)

[Photoshop trick to reduce noise in low light photos](#)

[Six effective setups for portraits using reflectors](#)

[10 Post processing terms every photographer should know](#)

[How to construct your own custom led triangle "ring" light](#)

[How to photograph boiling water with a macro lens](#)

[An interesting newish product review - art peel: high quality inkjet printable wallcovering](#)

[Portrait lighting tips for bald people](#)

[Adapter allows you to mount any camera lens onto your smartphone](#)

[ProGrade digital announces worlds first 1 TB cfexpress and new v90 sdxc cards](#)

[How to make DIY 2-in-1 food photography backgrounds for \\$30](#)

Exhibitions

National Portrait Gallery of Australia

The National Photographic Portrait Prize

The exhibition of 43 portraits will be on display at the National Portrait Gallery from Saturday 24 March until Sunday 17 June 2018.

National Library of Australia

See the [National Library's web site](#) for more of 'What's on'.

The Club online

Web site

www.southsidecameraclub.org/

Please send material for the web site to webmaster@southsidecameraclub.org

Facebook

flickr

[Links](#) to the Club's Facebook and flickr pages are available on the Club's web site under the [images/members on line](#) page.

To join you will need a Facebook and/or a flickr account.

- Go to the groups page
- Search for Canberra Southside Camera Club
- Click on the 'Join Group' button.

The request to join will be sent to the president as the group moderator. If you don't get a confirmation within a day or two email president@southsidecameraclub.org

Equipment list

Item	Custodian	Contact email
Elinchrome studio lighting equipment	Julie Taylor & Mark Stevenson	shinboner266@gmail.com
Colour Munki screen and printer calibrator	Rod Burgess	canberrarod@hotmail.com
Fixed lighting kit: stands, light sources, extras	Claude Morson	claudemorson@gmail.com

F22 gallery



*Magpie in Autumn berries; Jerrabomberra Wetlands
Diane Cutting*



The Spirit of Endurance, Flinders Ranges, South Australia
Allen Bills



*Sunset over the Indian Ocean
Shane Baker*



Brown honeyeater
Shane Baker




Norm Fisher



*Bundanoon Brigadoon Festival
Camera Canon 600D F-stop f/5.6, Exp 1/15, ISO 100, Focal length 26mm, Exp Program – Aperture Priority
Luis Bonilla*




*Bundanoon Brigadoon Festival
F-stop f/7.1, Exp 1/40, ISO 100, Focal length 31mm, Exp Program – Manual
Luis Bonilla*



Rock Banding and sea caves, Soay, St Kilda Archipelago
Ann Gibbs-Jordan



Variegated wren at Jervis Bay, 100-400mm lens at 400mm
Rod Burgess



Barking Eucalypts - Jerrabomberra Wetlands
Mike Gauntlett



Watching For bikes - Jerrabomberra Wetlands
Mike Gauntlett



Taemas Bridge, Murrumbidgee River, NSW
Bob Dorrie



*Pacific Black Duck; Lake Ginniderra
Alison Milton*



Scarlet robin
Shane Baker



Norm Fisher



Norm Fisher



Norm Fisher



*Sunrise from Mount Rogers Reserve looking into Gungahlin
Olympus OM- E-M10 Mark II F-stop f/13, Exp 1/160, ISO 200, Focal length 78 mm, Manual
Luis Bonilla*



*Sunrise from Mount Rogers Reserve looking into Gungahlin
Olympus OM- E-M10 Mark II F-stop f/9, Exp 1/160, ISO 200, Focal length 40 mm,- Manual
Luis Bonilla*




The Road Less Travelled, Galong, NSW
Bob Dorrie



Sunrise over the National Arboretum
Bob Dorrie



Arch on Hirta coastline, St Kilda Archipelago
Ann Gibbs-Jordan



Rocky creek at Guthega with polariser and 6 stop neutral density filter
Rod Burgess



*Aren't I beautiful - Jerrabomberra Wetlands?
Mike Gauntlett*



Dairy days - Jerrabomberra Wetland
Mike Gauntletts



*Preen away - Jerrabomberra Wetlands
Mike Gauntlett*



Ready to pounce- Jerrabomberra Wetland
Mike Gauntletts




*Jerrabomberra Wetlands excursion
Reg Johnson*



*In the bush; Jerrabomberra Wetlands
Diane Cutting*



*Peregrine falcons with Crested pigeon; Jerrabomberra Wetlands
Diane Cutting*



*Purple swamp hen; Jerrabomberra Wetlands
Diane Cutting*



*Cisticola; Jerrabomberra Wetlands
Diane Cutting*



*Wood Duck; Lake Ginniderra. This poor duck has already lost one foot to fishing line and now has fishing line trapped round its other foot.
Alison Milton*



*Is this the right way? Jerrabomberra Wetlands excursion
Alison Milton*



*Soldier on
Helen Dawes*



*Guthega
Rob Wignell*



Guthega
Rob Wignell