

# F22: Southside Camera Club newsletter



Volume 26 – Issue 5: June 2018

## Contents

What's on this month 1

Next meeting 5 June:  
Astrophotography, Ian Williams 1

Reports 2

President's report 2

Secretary's report 2

Outings 2

Portrait interest group 2

Future events and meetings 3

Astrophotography excursion to  
Orroral Valley Homestead:  
Saturday 16 June 3

National Zoo and Aquarium:  
Wednesday 20 June 4

Newnes camping and photography  
trip 23–25 October 4

Online resources 5

From Paul Livingston 5

Exhibitions and competitions 5

SSCC photo exhibition 5

2018 EPSON International Pano  
Awards 5

The Club online 5

Web site 5

Facebook 5

flickr 5

Equipment list 6

Office bearers 6

Camera Insurance 6

F22 gallery 7

## Meetings

7:30 pm: Deakin Soccer Club, 3 Grose Street, Deakin

First Tuesday of the month for general meetings; fourth Tuesday for DIG SIG

### Next meeting 5 June: Astrophotography, Ian Williams

The June 5 Club meeting will have a presentation focussed on astrophotography. The presenter, Ian Williams, is a Canberra-based photographer with a passion for landscape and nature photography, and particularly enjoys taking photos of the night sky. He has photographed the Southern Aurora on many occasions and holds workshops to help people improve their photographic skills. His work can be seen at <https://www.imagesbyimw.com.au/>



## What's on this month

Date	Meeting, excursion, walkabout or group event	Speaker/convenor
Tues 5 June	Meeting: Astrophotography	Ian Williams
Sat 16 June	Night sky: Orroral Valley Homestead	Warren Hicks
Wed 20 June	National Zoo	Ann Eldridge
Tues 26 June	DIG SIG	Norman Blom
Sat 30 June	Portrait Interest Group	Malcolm Watson

## Reports

### President's report

Canberra's clear winter skies are great for stargazing and also for taking photos of stars, galaxies and other heavenly objects. In June we will be fortunate enough to hear from one of Canberra's keenest astrophotographers and practice night photography skills, with Warren Hick's trip.

I am sorry to say that due to an unexpected travel opportunity, I will not be at the next meeting and Jim Grigg has agreed to preside over the meeting again. I'd like to thank Jim and the committee members for supporting me while I have been travelling. In May my wife and I travelled to South Australia to visit Kangaroo Island, the Flinders Ranges and Arkaroola nature sanctuary. These are all great photogenic places, and highly recommended. The Ridgetop Tour at Arkaroola is a particularly worthwhile and unforgettable experience. We were fortunate enough to be taken on the drive by Mark Sprigg, the grandson of Reg Sprigg who purchased Arkaroola in the 1960s and established it as a nature reserve. Mark's deep knowledge of the landscape and animals was a bonus. While it is possible to reach Arkaroola in a two-wheel drive vehicle, a FWD is definitely preferable to be able to explore some of the area at your own pace.

Lastly, I'd like to mention the exhibition at Strathnairn, which will be officially opened on Saturday 2 June at 4.00 pm. All are welcome to the opening, and of course anytime else to view the great work of Club members. I'd like to thank all the members who submitted prints for the exhibition, and also those in the organising committee led ably by Nicky Bazely-Smith and Rob Wignell, who have worked hard to make it happen. I hope to see you at the opening.

Rod Burgess  
President

### Secretary's report

1. Some members have asked about subscriptions. Section 3 of the Club constitution states the following:

'financial member' means a member who has paid their membership subscription for the current financial year;

'financial year' means the year ending on 30 June.

Therefore subscriptions become due on the 1 July 2018.

You can pay the Treasurer at the meeting or by online banking transfer to the account listed on the Contact/Membership page of the Club web site. In the description field place your surname and the word 'subscription' or 'subs' to allow the Treasurer to tick you off as a financial member.

I will be asking for a volunteer later in the year to audit the Club records.

As an incorporated Club we need to provide Access Canberra with a report of the Club finances and an audit of those records. Because our turnover is less than \$150,000 the auditor can be another Club member, but someone who was **NOT** involved with the finances for the year. If you have had any accounting experience or an understanding of financial records this would be an opportunity to become involved with the administrative side of the club.

2. I am working on creating an Asset Register of Club equipment. I would like to have the equipment available for use by all members and would like the equipment to be kept in one location easily accessible by all. This is a work in progress. When the committee has more defined details it will be put to the members for a vote.

Jim Grigg, Secretary: [sscc.secretary2018@gmail.com](mailto:sscc.secretary2018@gmail.com)

## Outings

### Collector Pumpkin Festival 6 May 2018

Just five of us turned out to experience the Collector Pumpkin Festival. A quick stop at the Lake George lookout saw a group of people flying remote controlled gliders. They were much bigger than you would have imagined and required vans to haul them out on to the lake. It was then on to Collector.

It was just as well we arrived early to get a car park close to the event, though in retrospect when leaving it took 20 minutes or so to get out.

While the main focus of the festival is pumpkins it was a bit disappointing to not see a greater focus on them. There was of course the display of the winning pumpkins (based on weight). One seemed to have collapsed during growth, giving it the appearance of a 'chair', and indeed one parent tried to sit their toddler on it for a photo. The heaviest one weighed in at a whopping 271 kg dwarfing last year's winner at 109.5 kg.

The festival attracted many stall sellers and pumpkin soup was of course a feature at varying stalls. I heard a commentator announce that they had made over 350 litres of pumpkin soup. Imagine cutting up all that pumpkin.

Kids were catered for with a hay bale maze; jumping castles, pony rides and a rock climbing wall. There was a sheep dog trial with a difference, with the dog handler first selecting two children from the crowd to put the sheep through their paces, before showing the crowd how the dogs could do a better job.

One of the more amusing sights was the display of diesel operated engines. This may not seem amusing, but a number of them had various dolls or stuffed animals seemingly providing the pedal power.

From a photographic point of view some of the highlights were the Cobb and Co chariot rides; the kid's hay bale maze and the 'build your own scarecrow' competition. This seemed to be a pre-booked event but some of the scarecrows were wonderfully inventive. Pumpkins were used as the head and a pile of hay and clothes were available to bring your scarecrow to life. Results were hilarious.

Alison Milton

### Portrait interest group

The Portrait Interest Group met at 9.00 on 26 May at the Oaks Brasserie in Yarralumla. Five models, one make up artist and six photographers participated. The models were dressed to fit in with the beautiful autumn colours in the surrounding gardens. The one male model came dressed in a traditional Asian costume, which worked exceptionally well against the autumn backdrop.

The weather was initially cool but warmed up as the morning progressed. The ambient lighting was initially soft due to low-lying clouds covering the sky. A few photographers used speed lights to give punch to their images and Ray brought a new (and very large) soft box to test out.

With so many models, the photographers had a wonderful opportunity to individually interact with them and give directions for posing; not the easiest part of portraiture!

We ended around 11:30 with the usual coffee. We sat outside in front of the Brasserie at one of the round wooden tables and chatted.

Malcolm Watson



## Future events and meetings

### Astrophotography excursion to Orroral Valley Homestead: Saturday 16 June; 4:00 pm–11:00 pm

Organiser: Warren Hicks

#### Cautions

- Large number of kangaroos on or near the road
- Cold
- Remote location, no mobile reception
- Note, no fires/flames/gas stoves are permitted

#### Details

This excursion is weather dependent, while some cloud is okay, if the forecast is for full cloud or rainy conditions, it will be called off. If there is a chance it will be clear in the evening, I will use the three hourly predictions of astronomical observing conditions that are available to determine if the excursion should go ahead.

If you plan on attending the photoshoot and want to be updated on the excursion status please register your interest in attending by emailing me at [whwazza@gmail.com](mailto:whwazza@gmail.com). Please use the subject 'SCC astrophotography excursion'. We can arrange car-pooling between participants, as it will be a late night excursion, meeting and leaving vehicles in a public car park is not advisable.

#### Getting there

The homestead is 45 km from the Kambah shops and takes around 45 mins, longer when keeping your speed down and on the lookout for the abundant kangaroos. The route is via Tharwa Drive to Tharwa, then Naas Road, Boboyan Road and Orroral Road. The entry to the homestead track is ~5 kms past the Orroral Valley campground. There is parking for half a dozen or so vehicles. The homestead is 650 m from the carpark. The track in is easy to follow, reasonably even and with a headlamp, easy to navigate in the dark. The homestead is open so you can take a break from outdoor conditions. The TPE screen shot shows the track in from Orroral Road.



#### Bring

Essentials: Warm clothing, gloves and beanie, including good warm footwear. It can be very cold as the area can get to  $-10^{\circ}\text{C}$ . A torch, preferably a headlamp and spare batteries. Some reflective clothing might also be useful.

Food and a flask with a hot drink is also nice to have on a cold night. Note, no fires/flames/gas stoves are permitted. Chairs are OK but it is a no camping area so sleeping bags are likely to attract the ire of rangers if they pay a visit.

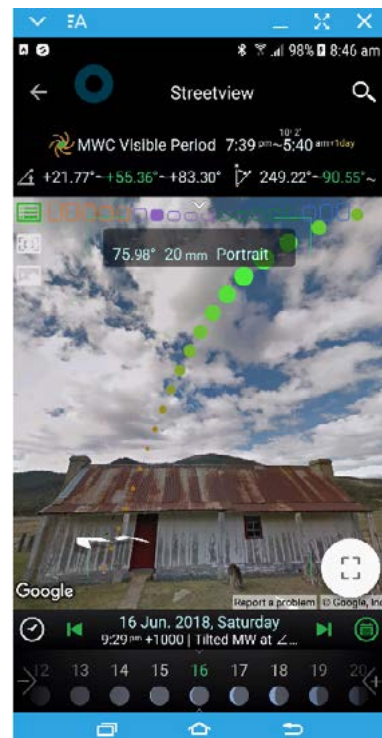
#### The plan

Get to the carpark about 4 pm and walk in before sunset, get the lie of the land and setup before dark. There are numerous

ruins and landscape features that make good foregrounds for star shots. As long as you have a good headlamp, it is easy to move around even in the dark. Depending on conditions, plan on staying until 10 or possibly 11 pm. There is not enough time to shoot long star trails, however there is nothing preventing anyone staying all night and setting up a camera for multiple exposures.

A number of Club members have done this in the past. This requires planning and setting up away from where others might be light painting foreground objects. It is probably advisable to have at least one companion if you plan on pulling an all-nighter.

The new moon is on 14 June; on 16 June the moon is a 9.7% waxing crescent and sets at 7:40 pm. Sunset is around 5 pm and dark sky conditions start at 6:28 pm. The Milky Way centre rises at 4:38 pm and is vertical at 11:45 pm. If you want to get into the detail of sky photography check out the PlanIt! App (\$). The screen shot from the app shows the Milky Way centre in relation to the homestead at 9:27 pm on 16 June as viewed with a 20 mm lens.



#### Photography equipment

Generally you should plan on using a wide angle lens to get the expanse of the Milky Way with exposures of 30 secs or so at  $f2.8-4$  and ISO 3200, i.e. lens wide open. For long exposures, especially when shooting in 'B', most cameras will automatically record a shutter closed dark image of equal length to the exposure to use in noise reduction processing. This means the camera will not record another image until this dark exposure finishes. If you stick to exposures of 30 secs or less you will probably be able to turn it off. The ability to turn this off in 'B' for >30 secs exposures is make and model specific, so consult your manual. Also note the position of infinity on your lens as you will be shooting manual focus and infinity is before the end stop of the focus ring. Some photographers recommend setting your lens to infinity during daylight and taping it. Another method is to use live view, zoom in on a star and adjust to the sharpest point.

A sturdy tripod of course is necessary. You should also bring spare batteries for your camera as cold conditions and long exposures reduce battery life. Generally you will be able to use the self-timer and this is probably preferable if you are going to shoot in a group because remote releases usually activate an amber light on the camera back and this will interfere with anyone who is setup behind you (remember you be shooting wide angle). Condensation is the enemy when shooting outdoors in cold conditions, so it is best to let your equipment equilibrate to outside conditions especially if you change a lens. There are plenty of sites on the web that will provide ideas and guidance on shooting, e.g. <http://theartofnight.com/2014/06/the-art-of-astrophotography-tutorial/>

Warren Hicks

## National Zoo and Aquarium: Wednesday 20 June; 9:30 am

Convenor: Ann Eldridge

Please note that this event is on a Wednesday rather than the usual Thursday. Meet at the front entrance at 9:30 am.

Cost is:

Seniors Card/Aged Pension Card Holders \$37

Adult \$45

However, as Ann works at the zoo as a volunteer, she is able to get a very special discount price of \$20 per person if we have 10 or more in our group. In order to receive this discount Ann needs to know numbers, or at least approximate numbers, a few days prior, so please email Ann if you intend to attend this event. Email: [eldridge.ann32@gmail.com](mailto:eldridge.ann32@gmail.com)

## Newnes camping and photography after Bev Bayley's Mayfield Gardens, Oberon trip 23–25 October

**25 October for five+ days.** If anyone is interested in continuing onto Newnes and Coorongooba (about 100 km) in the Wollemi National Park to camp, explore the ruins, enjoy a delightful area and take pics please contact me by 30 August and I'll send you a brief of what I have in mind. Tents, camper trailers, off-road vans okay.

Ann Gibbs-Jordan  
[agj183@gmail.com](mailto:agj183@gmail.com)

*Subject to change. Forward queries/suggestions to [outings@southsidecameraclub.org](mailto:outings@southsidecameraclub.org)*

Outings and excursions cannot happen without your help. If you are able to fill the gaps contact:

[outings@southsidecameraclub.org](mailto:outings@southsidecameraclub.org)

Date	Meeting, excursion, walkabout or group event	Convenor/speaker
Tues 3 July	Meeting: Macro photography	Tim Leach
Thurs 19 July	ANZAC parade	Peter Keogh
Tues 24 July	DIG SIG	Norman Blom
Sat 28 July	Portrait Interest Group	Malcolm Watson
Tues 7 Aug	Meeting: TBA	
Sat 25 Aug	Portrait Interest Group	Malcolm Watson
24–27 Aug	Burrawang	Laurie Westcott
Tues 28 Aug	DIG SIG	Norman Blom
Tues 4 Sep	Meeting: TBA	
Sep	Red Rock Gorge	Alison Milton/Laurie Westcott
Tues 25 Sep	DIG SIG	Norman Blom
Sat 29 Sep	Portrait Interest Group	Malcolm Watson
Tues 2 Oct	Meeting: TBA	
Thurs 11 Oct	Contour, Sculpture by the Lake	Helen Dawes
23–25 Oct	Oberon/Mayfield Garden's	Bev Bayley/Laurie Westcott
Tues 23 Oct	DIG SIG	Norman Blom
Sat 27 Oct	Portrait Interest Group	Malcolm Watson
Tues 6 Nov	Meeting: January 2003 bush fires	Jeff Cutting
Sat 11 Nov	War Memorial poppy display	Jean Herring/Helen Dawes
Sat 24 Nov	Portrait Interest Group	Malcolm Watson
Tues 27 Nov	DIG SIG	Norman Blom
Dec	Christmas party	

## Online resources

### [Digital Photography Review](#)

[Photoaccess](#) – Manuka Arts Centre

[Red River Paper](#) – sign up to receive emails that contain good articles that are primarily about photographic printing but also on a wide range of photographic topics.

### [U3A newsletters](#)

Each month we get the newsletter from the U3A Camera Club and post it onto our web site as they don't have their own web site. There is a lot of good information in it. If you haven't seen the [U3A newsletter on our web site](#) you might like to have a look.

## From Paul Livingston

Paul has been a regular online resource and also a former President of the Club.

[How to use light painting to make your own unique DIY backgrounds in camera](#)

[Five ways to achieve that wet skin look in your photos](#)

[How to perfectly match colour between two photos using curves](#)

[World's first single shot 8X10 format digital camera](#)

[Vintage Leica service centre re-opens](#)

[Metric to US paper size](#)

[Why are my prints too dark?](#)

[How to mount and frame your own photo prints](#)

[Seven tips to reduce inkjet related stress](#)

[Back to basics: orientation can make or break your image](#)

[True cost of inkjet printing](#)

[Nine landscape photography techniques to overcome Editor's block](#)

[How to reverse engineer the lighting in any photo \(33.5 minute video\)](#)

[You're beautiful and 4 other things to never say to a portrait subject](#)

[Assessing your own skill and abilities as a photographer](#)

[The story behind the worlds most viewed photo](#)

[Beauty lighting in a home photo studio](#)


## Exhibitions and competitions

### SSCC photo exhibition

You will of course, be aware of our own photographic exhibition at Strathnairn Gallery, Holt.

Opening on 31 May, the photos will be on display until 24 June.

The official opening is at 4:00 pm on Saturday 2 June.



## 2018 EPSON International Pano Awards

The EPSON International Pano Awards is open to all photographers.

You retain copyright in each entry. Sponsors do NOT assume rights of use for commercial purposes. Images are used for display of winning and highest scoring images in relation to the competition only.

Judging will take place in August, with results scheduled for announcement in September/October 2018.

There are some very large prizes in this competition if members are interested in submitting entries.

Further details, including submitting images and prize details can be found on the [web site](https://thepanoawards.com/) (<https://thepanoawards.com/>)

## The Club online

### Web site

[www.southsidecameraclub.org/](http://www.southsidecameraclub.org/)

Please send material for the web site to [webmaster@southsidecameraclub.org](mailto:webmaster@southsidecameraclub.org)

### Facebook

### flickr

[Links](#) to the Club's Facebook and flickr pages are available on the Club's web site under the [images / members on line](#) page.

To join you will need a Facebook and/or a flickr account.

- Go to the groups page
- Search for Canberra Southside Camera Club
- Click on the 'Join Group' button.

The request to join will be sent to the president as the group moderator. If you don't get a confirmation within a day or two email [president@southsidecameraclub.org](mailto:president@southsidecameraclub.org)



Aurora  
Photo by Ian Williams

## Equipment list

Item	Custodian	Contact email
Elinchrome studio lighting equipment	Julie Taylor & Mark Stevenson	<a href="mailto:shinboner266@gmail.com">shinboner266@gmail.com</a>
Colour Munki screen and printer calibrator	Rod Burgess	<a href="mailto:canberrarod@hotmail.com">canberrarod@hotmail.com</a>
Fixed lighting kit: stands, light sources, extras	Claude Morson	<a href="mailto:claudemorson@gmail.com">claudemorson@gmail.com</a>

## Office bearers

Committee			
President	Rod Burgess		<a href="mailto:president@southsidecameraclub.org">president@southsidecameraclub.org</a>
Treasurer	Tim Heenan		<a href="mailto:treasurer@southsidecameraclub.org">treasurer@southsidecameraclub.org</a>
Secretary/	James Grigg		<a href="mailto:secretary@southsidecameraclub.org">secretary@southsidecameraclub.org</a>
Ordinary member	Brian Moir		
Ordinary member	Julie Taylor		
Ordinary member	Nicky Bazley-Smith		
Non-committee positions			
Walkabout/excursion	Laurie Westcott, Rob Wignell, Helen Dawes		<a href="mailto:outings@southsidecameraclub.org">outings@southsidecameraclub.org</a>
DIG SIG	Norman Blom		<a href="mailto:digsig@southsidecameraclub.org">digsig@southsidecameraclub.org</a>
Portrait Interest Group	Malcolm Watson	0451997 376	<a href="mailto:portrait@southsidecameraclub.org">portrait@southsidecameraclub.org</a>
Newsletter Editor	Alison Milton	6254 0578	<a href="mailto:newsletter@southsidecameraclub.org">newsletter@southsidecameraclub.org</a>
Website Manager	Brian Moir	0414 834 249	<a href="mailto:webmaster@southsidecameraclub.org">webmaster@southsidecameraclub.org</a>

**Note that we now have generic email addresses for all committee positions and special interest groups.**

## Camera Insurance

I have been buying camera equipment on and off for many years, but since 2007 when I bought my first digital SLR I have slowly built up a collection of lenses, cameras, printers and other associated equipment and software that represents a considerable investment. My household insurance renewal is due and on reviewing the details it became increasingly clear that what is actually covered and under what conditions that cover applies is not at all clear. Basically I have chosen the 'I hope it will work out alright' approach. But, the accumulated value has started to mount up and it would be crippling financially to replace even one of the more expensive items.

So, what sort of cover do I need? Ideally, I want all my equipment covered for repair or new for old replacement when stolen or dropped or damaged by some environmental effect such as rain, snow, fog or condensation. This cover should apply when I am at home or when I am travelling locally or in Australia or overseas. And it shouldn't cost an arm and a leg.

The reality of my photographic life is that I don't use my camera more than a couple of times a week. When I do, I usually only take one lens with me because I don't like changing lenses outdoors where there is a big risk of letting dirt inside the camera. When I travel, I usually have weight restrictions and seldom take more than two lenses. Travel away from Canberra, where I am more likely to use my camera most days, hasn't been more than 25 days per year in the last 10 years and is unlikely to increase beyond that in the foreseeable future. This suggests around 125 days per year when I might use my camera for a few hours in a day. This is not in the professional photographer ballpark but it seems that to insure camera

equipment outside your well secured house or studio attracts a professional premium.

NRMA, my current insurer, basically wants to charge a premium to cover specified items that might be used outside my home address and also has a confusing cover for unspecified items that might be used outside my home address. For this I need to nominate a total value but I am not sure how it works in relation to cover for an individual item or items.

I have started to read my policy details (NRMA praises itself for having 'plain language' policies), but my feeble brain gets rapidly overwhelmed. I also started to have a look at on-line policies for camera insurance, but the details required for a quote started asking about the number of my employees and how much public liability insurance I needed as well, so I didn't pursue that line.

So, the purpose of this note is to try and start a conversation about insurance experiences and ask for contributions about what other members are doing for insuring their valuable camera equipment. Please send me comments and I will put together an article on Club member's experience. I hope that there is a camera insurance policy that is suitable for keen amateur photographers like Southside Camera Club members and it would be useful if someone has found it (or them) and that we share this information with other Club members.

Please send your thoughts and experiences to me at: [rob\\_wignell@hotmail.com](mailto:rob_wignell@hotmail.com)

Rob Wignell





*Glass, Collector Pumpkin Festival  
Ann Gibbs-Jordan*





*Collector Pumpkin Festival  
Ann Gibbs-Jordan*






*I have made myself a dream – Cotter Road  
Iain Cole*





War Mural – Silo Art at Devenish Victoria  
Tony Clark





Lush rainforest near Cradle Mountain  
Rob Wignell





*Portrait Interest Group  
Rob Lee*





*Portrait Interest Group  
Rob Lee*



*Portrait Interest Group  
Iain Cole*





*Portrait Interest Group  
Iain Cole*



*Portrait Interest Group  
Malcolm Watson*





*Portrait Interest Group  
Malcolm Watson*





*The BBQ shelters at the new Henry Rolland Park on the western basin of Lake Burley Griffin. Not realising the Tamron lens I put on my new full frame camera was a cropped lens all my photos had a vignette, but given the structure of these shelters I think it works without cropping.*

*Alison Milton*





*The BBQ shelters at the new Henry Rolland Park on the western basin of Lake Burley Griffin. Not realising the Tamron lens I put on my new full frame camera was a cropped lens all my photos had a vignette, but given the structure of these shelters I think it works without cropping.*

*Alison Milton*



*The winning pumpkin: Collector Pumpkin Festival  
Alison Milton*





*Collector Pumpkin Festival  
Alison Milton*






*Running towards Heaven - Tidbinbilla Road towards the tracking station*  
Iain Cole





*Entrance to the Arboretum  
Iain Cole*



*Following the paths – Tidbinbilla Nature Reserve  
Iain Cole*





*Hosing down the horses, Collector Pumpkin Festival  
Ann Gibbs-Jordan*





*Falcon (Falco berigora) - Western Treatment Plant Victoria*  
Tony Clark





*Wedge-tailed Eagle (Aquila audax) - Namadgi National Park*  
Tony Clark





*Aurora Australis - South of Tharwa  
Tony Clark*





*Bundled up and boarding  
Bob Crawshaw*





*Start of overland track in Cradle Mountain National Park  
Rob Wignell*





*Track down to the boat shed on Dove Lake with Cradle Mountain in the background*  
Rob Wignell





*Tangled forest near Cradle Mountain  
Rob Wignell*





*View from Sillers Lookout, Arkaroola, South Australia  
Rod Burgess*



*Redwood  
Mark Stevenson*





*Portrait Interest Group  
Malcolm Watson*





*Portrait Interest Group  
Malcolm Watson*





*Portrait Interest Group  
Malcolm Watson*





*Portrait Interest Group  
Mark Stevenson*





*Portrait Interest Group  
Mark Stevenson*