

F22: Southside Camera Club newsletter



Volume 27 – Issue 4: May 2019

Contents

What's on this month	1
Next meeting 9 May: Milky or frozen – photographing running water	1
Reports	2
President's report	2
Australian National Botanic Gardens walkabout	2
File recovery	2
Future events and meetings	3
Equipment list	3
Online resources	4
From Paul Livingston	4
The Club online	4
Web site	4
Facebook	4
flickr	4
Office bearers+++	4
F22 gallery	5


Meetings

7:30 pm: Woden Senior Citizens Club, 12 Corinna Street, Phillip

Second Thursday of the month for general meetings;
fourth Tuesday for DIG SIG (Deakin Soccer Club, 3 Grose Street, Deakin)

Next meeting 9 May: Milky or frozen – photographing running water

A presentation by Rod Burgess about photographing waterfalls, cascades, bubbling brooks and other water bodies



What's on this month

Date	Meeting, excursion, walkabout or group event	Speaker/convenor
Thurs 9 May	New ANU precinct: Architecture, people photography	Rob Wignell
Thurs 9 May	Meeting	
Sat 11 May	Car Rally Kowen Forest	
Sat 25 May	Portrait Interest Group	Malcolm Watson

Reports

President's report

I'm pleased to see another great Club yearbook highlighting the talent and varying interests of Club members. Thanks to those who contributed and particularly to Alison Milton for collecting the photographs and putting the book together.

At the next Club meeting on 9 May I will be talking about photographing waterfalls and creeks. Coming up are presentations on black and white photography by Julie Taylor in June, architectural photography by Rodney Garnett and on the positive in photography in July by Giles West. In December, Ann Gibbs-Jordan will present on travelling in outback Australia with a focus on photography.

There are still presentation slots available in August, September, October and November. Please let me know if you have an idea for a presentation or a topic you would like to hear about.

Rod Burgess
President

File recovery

My normal workflow is to put my memory card into a card reader, plug it into my computer and from there directly copy the files into a folder in Lightroom that I create at the time and name suitably. I then check the images in Lightroom and put my card back in the camera where I format the card ready for the next time I use the camera. Within an hour, my Apple Mac will back up the Lightroom images to the Apple backup system.

This process works well but has the risk that if something happens between loading the files into Lightroom and the backup system doing its thing I could have a problem.

Sometimes I forget to transfer the files from a single session and need to separate them into different groups before I load them into Lightroom. On those occasions, I copy the files into a temporary folder on my computer and then load them into Lightroom in groups by photo session. In theory, this should be a more robust process because I should have a copy of the files on my memory card, a second copy in the temporary file, a copy in Lightroom and, a little later, a copy on my backup system. When the files have been copied into Lightroom I delete them from the temporary file to save disk space.

Recently, after trying to take photos of bees on the wing at home, I headed off to ANU to do some preparatory work for the ANU Walkabout on Thursday 16 May. So, having two sets of images that I needed in separate folders, I loaded the whole lot from my memory card into a temporary folder on my computer, put my memory card back into the computer and formatted it ready for next use.

Then, instead of using Lightroom to copy the images into a permanent location, I started to have a quick browse of the images. I thought I had a lot of competence in file handling on my Mac but, in a strange lapse of concentration and a no doubt extremely clever combination of key presses that I didn't intend, all the files disappeared from the temporary folder. This was a bit surprising but shouldn't be a problem (not with a failsafe Mac), so I went to the menu and selected Edit->Undo with full confidence that the files would re-appear.

They didn't.

With slightly raised anxiety I decided to look in the Bin (up until the last update of the Apple Operating System, this was, annoyingly, called Trash but it seems that Apple has sensed that I am in Australia and have re-named their trash). But I digress. The files weren't in the Bin either. A quite anxious search showed that they weren't anywhere.

This wouldn't have been a problem if I hadn't got out of sequence and already reformatted the memory card.

The last time I had to recover files was so long ago that I was using a windows computer and I helped recover some data from a friend's memory card. I don't even remember the software that I used.

A google search showed that there is quite a lot of software that recovers files and that you can download this software for free. The fine print reveals that recovery is a two step process: finding the files then letting you see them. The free part is finding. To see the files you have to pay.

In reality, the images I had lost were not particularly important. I can photograph

Australian National Botanic Gardens walkabout

A beautiful autumn morning was ordered and delivered for the Walkabout at the National Botanic Gardens that was organised by Helen Dawes. The theme was 'What's in Bloom' with a challenge issued for the best image of the newly constructed Tree House, a very impressive structure and will be enjoyed by many generations of Canberra children.

The Sturt desert pea was in bloom in the Red Centre garden and proved very popular with the photographers, some getting really serious and laying on the ground to get the shot.

The bird population was a bit shy that morning and did not appear for any 'photo shoots'.

There was a discovery of an insect with the strange title of 'Female Yellow Hairy Flower wasp,' which was captured photographically by a few people.

I am sure a photo will appear in this newsletter. The Walkabout ended with coffee at the Pollen Cafe. All in all a very lovely morning so thank you to Helen for organising this.

Diane Cutting

more bees and I can go back to ANU. But, I thought that it would be worthwhile being prepared in case this sort of thing happened again when I did need to recover important images.

After some more research I couldn't find any free software for a Mac (didn't look for Windows recovery software). Most recovery applications had a one year licence or an infinite licence for an extra \$10. Some offered a discount if you bought a licence for more than one computer. The reviews were inconclusive.

Eventually, I ended up on a site called RecoverIT and took the line of least resistance which ended up costing around A\$150 for a lifetime subscription (I better live a long while).

I paid for and ran the software and it found all the files on my formatted memory card. Quite a lot more than just the images that I had taken that day. I was able to load them (safely this time) onto my computer and copy them into Lightroom.

I expect that there are lots of other options, including cheaper ones, but ultimately I didn't want to try a whole range of software for comparison purposes I just wanted to own some software that I know how to use and can have some confidence that it will get me out of trouble if I have a similar problem again.

An expensive lesson.

However, if you ever have a corrupted memory card, you know who to contact to get it fixed.

Submitted with humility and a little shame by Rob Wignell

Future events and meetings

Subject to change. Forward queries/suggestions to outings@southsidecameraclub.org

Outings and excursions cannot happen without your help. If you are able to fill the gaps contact:

outings@southsidecameraclub.org

Date	Meeting, excursion, walkabout or group event	Convenor/speaker
Thurs 13 June	Meeting: B&W Photography	Julie Taylor
Thurs 20 June	Colemon Ridge Nature Reserve: nature/landscape & macro photography	Lorraine Crawley
?? June	Gundaroo - B&W photography	Julie Taylor
Thurs 27 June	DigSig: B&W Photography	
Sat 29 June	Portrait Interest Group	Malcolm Watson
11 July	Meeting	
Thurs 18 July	Cotter area: nature/landscape, macro photography	Rob Wignell
Sun 21 July	Square Rock hike: nature/landscape & macro photography	Laurie Westcott
Thurs 25 July	DigSig	Norman Blom
Sat 27 July	Portrait Interest Group	Malcolm Watson
Thurs 8 Aug	Meeting	
16-19 Aug	Merimbula Festival: street, portrait & landscape photography	Nicky Bazely-Smith
Thurs 22 Aug	Street photography - Civic/Braddon	Iain Cole
Thurs 22 Aug	DigSig: Bird photography	Norman Blom
Fri 23 Aug	Orroral or Brayshaws huts: night astrophotography	Warren Hicks
Sat 31 Aug	Portrait Interest Group	Malcolm Watson
Thurs 12 Sep	Meeting	
Thurs 19 Sep	Booroomba Rocks hike: nature/landscape & macro photography	Laurie Westcott
?? Sep	Canola day trip: (landscape & nature photography	Nicky Bazely-Smith
Thurs 26 Sep	Tulip Top Gardens	
Thurs 26 Sep	DigSig	Norman Blom
Sat 28 Sep	Portrait Interest Group	Malcolm Watson
Thurs 10 Oct	AGM	
Thurs 17 Oct	Jerrabomberra Wetlands: bird, landscape & macro photography	Allen Bills
Thurs 24 Oct	DigSig	Norman Blom
Sat 26 Oct	Portrait Interest Group	Malcolm Watson
26-27 Oct	Guthega weekend: landscape, nature, night & macro photos	Rob Wignell
Thurs 14 Nov	Meeting – aviation photography	Tim Heenan
Thurs 21 Nov	Gudgenby Cottage/area: landscape & macro photography	Laurie Westcott
Sat 23 Nov	Braidwood Day trip: Open gardens/Airing of the quilts	Nicky Bazely-Smith
Thurs 28 Nov	DigSig	Norman Blom
Sat 30 Nov	Portrait Interest Group	Malcolm Watson
W/end 30 Nov	Temora Aviation Museum flying day excursion: Panning, shutter speed control, aircraft ground-air and ground-ground photography	Tim Heenan
Sun 8 Dec	Christmas gathering by Lake Burley Griffin	
Thurs 12 Dec	Meeting: Year-end Show and Tell	

Equipment list

Item	Custodian	Contact email
Elinchrome studio lighting equipment	Julie Taylor & Mark Stevenson	shinboner266@gmail.com
Colour Munki screen and printer calibrator	Rod Burgess	canberrarod@hotmail.com
Fixed lighting kit: stands, light sources, extras	Claude Morson	claudemorson@gmail.com

Online resources

[Digital Photography Review](#)

[Photoaccess](#) – Manuka Arts Centre

[Red River Paper](#) – sign up to receive emails that contain good articles that are primarily about photographic printing but also on a wide range of photographic topics.

[U3A newsletters](#)

Each month we get the newsletter from the U3A Camera Club and post it onto our web site as they don't have their own web site. There is a lot of good information in it. If you haven't seen the [U3A newsletter on our web site](#) you might like to have a look.

[Unlock the power blinkies to improve your photography](#)

Shane Baker sent the link to this video. He watched it and learned quite a bit. <https://youtu.be/HQjDDM4WSIo>

From Paul Livingston

Paul has been a regular online resource and also a former President of the Club.

[10 easy tricks to improve your indoor photography](#)

[The workflow of a simple black and white print. A few simple edits make all the difference](#)

[The winning images from the Smithsonian Photo Contest celebrate the beauty of our natural world](#)

[Tutorial: colour spaces in photography](#)

[Macro photography ideas](#)

[Common mistakes in wildlife and nature photography](#)

[The importance of constructive feedback in photography](#)

[Does ethical photography exist](#)

[Seven questions to help you find your perfect photography project](#)

[Top tips for photographing people](#)

[How to read clouds as a photographer](#)

[How to use lens adapters](#)

[When does photo editing photography become a lie](#)

[Split toning photo editing tutorial](#)

[How to imitate underwater photography](#)

[Ten tips to speed up Photoshop that no-one told you about](#)

[Camera sensor dust: good photographs ruined](#)

[How to dodge and burn in Photoshop with adjustment layers](#)

[Long exposure photography: aperture & shutter speed settings](#)

[Black and white picture techniques](#)

The Club online

Web site

www.southsidecameraclub.org/

Please send material for the web site to webmaster@southsidecameraclub.org

Facebook

flickr

[Links](#) to the Club's Facebook and flickr pages are available on the Club's web site under the [images / members on line](#) page.


To join you will need a Facebook and/or a flickr account.

- Go to the groups page
- Search for Canberra Southside Camera Club
- Click on the 'Join Group' button.

The request to join will be sent to the president as the group moderator. If you don't get a confirmation within a day or two email president@southsidecameraclub.org

Office bearers

Committee			
President	Rod Burgess		president@southsidecameraclub.org
Treasurer	Tim Heenan		treasurer@southsidecameraclub.org
Secretary	Peter Keogh		secretary@southsidecameraclub.org
Ordinary member	Iain Cole		
Ordinary member	Julie Taylor		
Ordinary member	Dennis Lovatt		
Non-committee positions			
Walkabout/excursion	Laurie Westcott, Rob Wignell, Helen Dawes		outings@southsidecameraclub.org
DIG SIG	Norman Blom		digsig@southsidecameraclub.org
Portrait Interest Group	Malcolm Watson	0451997 376	portrait@southsidecameraclub.org
Newsletter Editor	Alison Milton	6254 0578	newsletter@southsidecameraclub.org
Website Manager	Brian Moir	0414 834 249	webmaster@southsidecameraclub.org



*Looking down into Clarke Gorge, Blue Waterholes, Kosciuszko National Park
Ann Gibbs-Jordan*



*Australian National Botanic Gardens
Bev Bayley*



*Australian National Botanic Gardens
Bev Bayley*



*Australian National Botanic Gardens
Bev Bayley*




*Treehouse, Australian National Botanic Gardens
Iain Cole*




*Old Snowgum Gudgenby
Jeff Cutting*



*Poppit Head, Junction Mine, Broken Hill
Jeff Cutting*



Traffic lights
Jeff Cutting



*Treehouse, Australian National Botanic Gardens
Iain Cole*



*Richmond River, Tasmania
Luis Bonilla*



*Bournder Island Merimbula
Nicky Bazley-Smith*




Sulphur-crested Cockatoo
Luminita Lenuta



*Stromlo
Luminita Lenuta*



Rod Burgess



Rod Burgess




*Brumbies, Three Mile Dam
Ann Gibbs-Jordan*



*Three Mile Dam
Ann Gibbs-Jordan*



*Namoi River, Warrabah National Park Near Manilla, NSW
Ann Gibbs-Jordan*



*Rock crossing, Upper Murray, Tom Groggin, Kosciuszko National Park
Ann Gibbs-Jordan.*



*Cranky Rock near Warialda, NSW
Ann Gibbs-Jordan*



*Red Centre, Australian National Botanic Gardens – near
James Grigg*



*Red Centre, Australian National Botanic Gardens – and far
James Grigg*



*Australian National Botanic Gardens
Bev Bayley*



*Australian National Botanic Gardens
Bev Bayley*



*Aqua lilies polarised image and then Neon
Diane Cutting*



*Red on black polarised and then neon
Diane Cutting*




*Orange on black which I have polarised
Diane Cutting*



*Scan of B&W film. The cat's name is Pancake
Iain Cole*



*Sturt Desert Pea, Australian National Botanic Gardens
Iain Cole*




*Opal patch from Lightning Ridge that I am polishing
Iain Cole*



*Hobart Bridge, Tasmania
Luis Bonilla*



Tasmanian Devil, Tasmania
Luis Bonilla



*Russell Falls, Mt Field, Tasmania
Luis Bonilla*



*At sunset looking over Tuggeranong Town Centre to Mt Tennant
Helen Hall*




*Creek at Huskisson NSW
Helen Hall*



*Jacky Dragon lizard, Huskisson, NSW
Helen Hall*



*Seagull, Eden, NSW
Helen Hall*



*Sunset over the Brindabellas
Helen Hall*



*Sunset over Mt Tennant and Tuggeranong Town Centre
Helen Hall*



European Honey Bee
Rob Wignell



Jewel Spider
Rob Wignell



*Boiling storm late afternoon in January: Coolpix W300, F4.7, Shutter speed 1/200, ISO125, Exposure -0.3, Lens at 95 mm
Giles West*




Mark Stevenson



Mark Stevenson



Mark Stevenson



Mark Stevenson



Mark Stevenson



Black-shouldered Kite
Luminita Lenuta



*Stromlo
uminita Lenuta*