

# F22: Southside Camera Club newsletter



Volume 27 – Issue 5: June 2019

## Contents

What's on this month	1
Next meeting 13 June 2019	1
<b>Reports</b>	<b>2</b>
President's report	2
May Portrait Interest Group meeting	2
Future events and meetings	2
Sunday, 16 June excursion: Gundaroo – black and white photography	2
27 June DigSig: Black and white photography	2
16–19 August 2019 Merimbula weekend	2
<b>Online resources</b>	<b>4</b>
From Paul Livingston	4
<b>Exhibitions</b>	<b>4</b>
U3A: Click and capture exhibition	4
Wildlife photography talk	4
National Library of Australia	4
<b>The Club online</b>	<b>4</b>
Web site	4
Facebook	4
flickr	4
<b>Equipment list</b>	<b>5</b>
<b>Office bearers</b>	<b>5</b>
<b>F22 gallery</b>	<b>6</b>

## Meetings

7:30 pm: Woden Senior Citizens Club, 12 Corinna Street, Phillip

Second Thursday of the month for general meetings;  
fourth Tuesday for DIG SIG (Deakin Soccer Club, 3 Grose Street, Deakin)

### Next meeting 13 June 2019

At the next Camera Club meeting on 13 June, Julie Taylor will do a presentation on Black and White photography exploring the what's, when, how's, and some techniques to help work out what photographs might convert to B&W, with some examples of photographs that have been converted so you can see why you might want to give it a try.



Photos by Mark Stevenson

## What's on this month

Date	Meeting, excursion, walkabout or group event	Speaker/convenor
Thurs 13 June	Meeting: B&W Photography	Julie Taylor
Thurs 20 June	Colemon Ridge Nature Reserve: nature/landscape & macro photography	Lorraine Crawley
Sun 16 June	Gundaroo - B&W photography	Julie Taylor
Tues 25 June	DigSig: B&W Photography	Mark Stevenson
Sat 29 June	Portrait Interest Group	Malcolm Watson

## Reports

### President's report

I have heard photography compared to golf, and there are similarities - both need lots of practice, you can spend a lot on gear, and they can involve a lot of shots without any good ones, etc. But one of the closest comparisons is that no matter how experienced you are, there's always something else to learn. Many times I have learned something new at a club meeting, DIGSIG meeting, or on a club excursion, so if you are keen on advancing your knowledge of your hobby I'd recommend the DIGSIG and club excursions as great ways to learn. Even an outing with one or two friends with similar camera can teach you a lot.

There are also lots of learning resources available on line, and one thing you can do after buying a new camera is to Google something like "camera settings for a Canon/Nikon/Sony etc Dxxx".

I often find out things about my camera this way that aren't in the manual (if you actually get a manual, rather than a web link!).

I will be travelling in June so our Secretary Peter Keogh will preside over the meeting. I hope you enjoy Julie's presenta-

tion on black and white photography and if you haven't tried converting to mono, give it a go and learn something new.

Rod Burgess  
President

### May Portrait Interest Group meeting

Thanks to Ray for organising a great meeting, despite being unable to attend due to another photographic commitment. Especial thanks go to two of our regular models, Liz and Michelle, for organising the exceptional props for this meeting; the two vintage cars made the photoshoot particularly special.

We met at Pine Island Reserve in Tuggeranong with many trees in beautiful autumn colours. Four models came dressed in period costume for the occasion and the four photographers that attended had a great variety of opportunities for creating interesting images. The contrasting light created challenges that were addressed by various approaches including selecting out uniform shade and using fill-in flash.

We all had a good time and finished with an enjoyable chat over coffee at the nearby mall.

Malcolm Watson

### Future events and meetings

#### Sunday, 16 June excursion: Gundaroo – black and white photography

Meet at 10.30 am in Gundaroo on the main street more or less in the middle of the village near Sally Paskins cottage. No special equipment is needed, just your camera. We will look at using some techniques discussed at the presentation on 13 June, on how to compose a photograph that will convert into B&W such as contrast, tone, shadow, shape and textures.

Julie Taylor

#### 27 June DigSig: Black and white photography

This meeting will be on how to convert a photograph into B&W using Lightroom and Silver Effects. A basic workflow will be demonstrated and some simple tweaks that can be done to give the photographs a bit more punch.

#### 16–19 August 2019 Merimbula weekend

Merimbula and the surrounding area has an abundance of sources of inspiration for photographers. This weekend will provide members an escape from a long Canberra winter to a milder climate to immerse themselves in photography; to practice their seascapes, bird photography, rainforest scenes, street photography and portraiture.

We will base ourselves at the Merimbula Beach NRMA Park, a beautiful spot on the headland with views up and down the coast. The park will give us a 10% to 15% discount on cabins or van sites depending on the number of bookings\*. They have an auditorium that we may be able to use in the evening for show and discussion of the day's photographic adventures. In addition if you are an NRMA member you have the option of a 4th night's accommodation for free.

The car road trip from Canberra to Merimbula takes just under 3 hours, you will travel through a diverse range of scenery from the plains of the Monaro to the rainforest of Brown Mountain and then the rolling hills of the Bega Valley. There is a bus service but it arrives late in the evening. If people have a spare seat in their car they could spread the travel costs with extra

passengers. Please organise this among yourselves. This link for the bus gives you an idea of the timetable. <https://www.railmaps.com.au/routedetails.php?RouteSelect=323>

During our stay we will (weather permitting) explore a little up and down the coast and inland. The Merimbula festival is on this weekend so there will be lots to see and eat in the grounds of the Old School Museum on Saturday and yarn bombing in the streets. The program will include sunrise and sunset shoots, bushwalks and picnics, time to review photos and to share knowledge, e.g. how to capture soft misty water seascapes using filters, and techniques of how to capture a bird in-flight.

To enable us to secure the discount for the accommodation we need to know the following information.

Names of who is coming.

- Type of accommodation you require e.g. cabin size one bedroom or share with up to 8 people. Or caravan site. Check out the link below as guide. <https://www.nrmaparksandresorts.com.au/merimbula-beach/accommodation-sites/>
- Final date of confirmation of accommodation to me – 28 June 2019
- To make the planning of this trip easy please contact me with any question and your confirmation ASAP prior to the booking date to: bazsmith3@optus.net.com.au

On receiving your confirmation I will send you a suggested equipment list and some highlights planned for the weekend.

#### \* Please note the following:

The park is currently running a special offer "Hot prices for Cool days". This is a 20% discount plus an extra 5% for NRMA members. However, the sale ends Friday 7 June. **You will need to book this yourself!**

Otherwise a 10% discount capped at \$50 for any big4 or Auto Club members and the uncapped 10% discount or 4th night free for NRMA Blue members. NRMA Blue is currently on sale for only \$30 up until 1 July.

Nicky Bazley-Smith

Subject to change. Forward queries/suggestions to [outings@southsidecameraclub.org](mailto:outings@southsidecameraclub.org)

Outings and excursions cannot happen without your help. If you are able to fill the gaps contact:

[outings@southsidecameraclub.org](mailto:outings@southsidecameraclub.org)

Date	Meeting, excursion, walkabout or group event	Convenor/speaker
Thurs 11 July	Meeting: The positive in photography – slide film	Giles West
Thurs 18 July	Cotter area: nature/landscape, macro photography	Rob Wignell
Sun 21 July	Square Rock hike: nature/landscape & macro photography	Laurie Westcott
Tues 23 July	DigSig	Norman Blom
Sat 27 July	Portrait Interest Group	Malcolm Watson
Thurs 8 Aug	Meeting: Architectural photography	Rodney Garnett
16-19 Aug	Merimbula Festival: street, portrait & landscape photography	Nicky Bazely-Smith
Thurs 22 Aug	Street photography - Civic/Braddon	Iain Cole
Tues 27 Aug	DigSig: Bird photography	Norman Blom
Fri 23 Aug	Orroral or Brayshaws huts: night astrophotography	Warren Hicks
Sat 31 Aug	Portrait Interest Group	Malcolm Watson
Thurs 12 Sep	Street photography – Civic/Braddon	Iain Cole
Thurs 12 Sep	Meeting: Photo Access presentation	Kirsten Wehner (Director)
Thurs 19 Sep	Booroomba Rocks hike: nature/landscape & macro photography	Laurie Westcott
?? Sep	Canola day trip: (landscape & nature photography	Nicky Bazely-Smith
Thurs 26 Sep	Tulip Top Gardens	
Tues 24 Sep	DigSig	Norman Blom
Sat 28 Sep	Portrait Interest Group	Malcolm Watson
Thurs 10 Oct	AGM – Olympus camera demonstration	Jack Ham
Thurs 17 Oct	Jerrabomberra Wetlands: bird, landscape & macro photography	Allen Bills
Tues 22 Oct	DigSig	Norman Blom
Sat 26 Oct	Portrait Interest Group	Malcolm Watson
26-27 Oct	Guthega weekend: landscape, nature, night & macro photos	Rob Wignell
Thurs 14 Nov	Meeting: Snapping my way through the Gibson and Sandy deserts	Ann Gibbs-Jordan
Thurs 21 Nov	Gudgenby Cottage/area: landscape & macro photography	Laurie Westcott
Sat 23 Nov	Braidwood Day trip: Open gardens/Airing of the quilts	Nicky Bazely-Smith
Tues 26 Nov	DigSig	Norman Blom
Sat 30 Nov	Portrait Interest Group	Malcolm Watson
W/end 30 Nov	Temora Aviation Museum flying day excursion: Panning, shutter speed control, aircraft ground-air and ground-ground photography	Tim Heenan
Sun 8 Dec	Christmas gathering by Lake Burley Griffin	
Thurs 12 Dec	Meeting: Year-end Show and Tell	

## Online resources

[Digital Photography Review](#)

[Photoaccess](#) – Manuka Arts Centre

[Red River Paper](#) – sign up to receive emails that contain good articles that are primarily about photographic printing but also on a wide range of photographic topics.

*U3A newsletters*

Each month we get the newsletter from the U3A Camera Club and post it onto our web site as they don't have their own web site. There is a lot of good information in it. If you haven't seen the [U3A newsletter on our web site](#) you might like to have a look.

### From Paul Livingston

Paul has been a regular online resource and also a former President of the Club.

[10 Sneaky food photography tricks](#)

[Three tips for wide angle portraits](#)

[The Canon RF 85mm F1.2 L portrait Lens is first RF Lens with BR optics](#)

[Commonly mispronounced camera terms](#)

[Five things you should know about composition](#)

[Flash photography composite tutorial](#)

[Robert Frank documentary 'Leaving Home, Coming Home' will debut later this month. An in-depth look at the life of the photographer behind "The Americans"](#)

[Olympus celebrates 100th anniversary with short documentary about its imaging history](#)

[Vintage photos of cats prove that felines have a timeless style](#)

[Style and vision: what makes one photographer different from another?](#)

[Architecture photography: 7 tips & techniques](#)

[Are you over-editing your landscape images? Five items to check](#)

[Pet portraits: how to get animals to look at you](#)

[Psychological traps to avoid in photography](#)

[Seven tips for taking care of your camera](#)

[How to remove anything in Photoshop by mastering the clone stamp tool](#)

[Visual balance in food photography](#)

[How to take professional quality portrait photography](#)

[Daylight long shutter speed technique](#)

[Guide to understanding ISO in photography](#)

[How to define custom paper sizes for your inkjet](#)

[Seven easy tips I wish I knew when I started landscape photography](#)

[Five lightning photography tips](#)

[Seven helpful tips and techniques to improve color in your landscape photos](#)

[Quick tips for photographing glass](#)

[How to clean & maintain your inkjet printer](#)

[Five secrets for stunning creative bird photography](#)

[Three tips for capturing a perfect moonrise](#)

[Event photography: 9 tips](#)

[Fixing blurry or out of focus images](#)

[How to make a quality diy video light using LED strips and a cake pan for only \\$40](#)

[How to make large prints using flour, water and laser printer](#)

[Canon has removed the Universal Pin on the new SL3 \(200D MK II\) Flash Hot Shoe](#)

## Exhibitions

### U3A: Click and capture exhibition

31 May–23 June. The U3A Camera Group is having an exhibition at Kyeema Gallery in Hall and it's well worth a look. It's open Thursday to Sunday 10.30 am to 5.00 pm.

### Wildlife photography talk

Tuesday 11 June; 7:30 pm, Griffin Centre Room 1.06, Level 1, 20 Genge Street, Canberra.

Members are invited to attend the Canberra Photographic Society meeting where Phil McFadden will be giving a talk on wildlife photography.

### National Library of Australia

See the [National Library's web site](#) for more of 'What's on'.

## The Club online

### Web site

[www.southsidecameraclub.org/](http://www.southsidecameraclub.org/)

Please send material for the web site to [webmaster@southsidecameraclub.org](mailto:webmaster@southsidecameraclub.org)

### Facebook

### flickr

[Links](#) to the Club's Facebook and flickr pages are available on the Club's web site under the [images / members on line](#) page.

To join you will need a Facebook and/or a flickr account.

- Go to the groups page
- Search for Canberra Southside Camera Club
- Click on the 'Join Group' button.

The request to join will be sent to the president as the group moderator. If you don't get a confirmation within a day or two email [president@southsidecameraclub.org](mailto:president@southsidecameraclub.org)



## Equipment list

Item	Custodian	Contact email
Elinchrome studio lighting equipment	Julie Taylor & Mark Stevenson	<a href="mailto:shinboner266@gmail.com">shinboner266@gmail.com</a>
Colour Munki screen and printer calibrator	Rod Burgess	<a href="mailto:canberrarod@hotmail.com">canberrarod@hotmail.com</a>
Fixed lighting kit: stands, light sources, extras	Claude Morson	<a href="mailto:claudemorson@gmail.com">claudemorson@gmail.com</a>

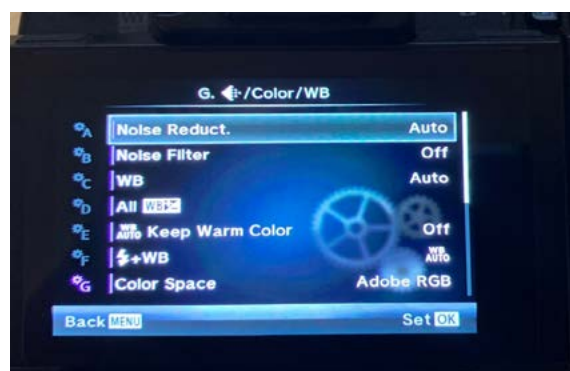
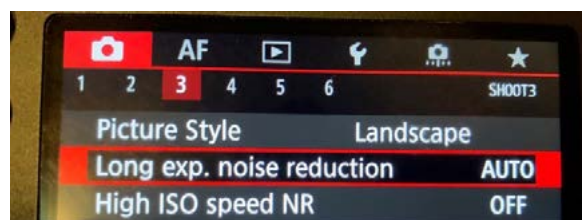
## Office bearers

Committee			
President	Rod Burgess		<a href="mailto:president@southsidecameraclub.org">president@southsidecameraclub.org</a>
Treasurer	Tim Heenan		<a href="mailto:treasurer@southsidecameraclub.org">treasurer@southsidecameraclub.org</a>
Secretary	Peter Keogh		<a href="mailto:secretary@southsidecameraclub.org">secretary@southsidecameraclub.org</a>
Ordinary member	Iain Cole		
Ordinary member	Julie Taylor		
Ordinary member	Dennis Lovatt		
Non-committee positions			
Walkabout/excursion	Laurie Westcott, Rob Wignell, Helen Dawes		<a href="mailto:outings@southsidecameraclub.org">outings@southsidecameraclub.org</a>
DIG SIG	Norman Blom		<a href="mailto:digsig@southsidecameraclub.org">digsig@southsidecameraclub.org</a>
Portrait Interest Group	Malcolm Watson	0451997 376	<a href="mailto:portrait@southsidecameraclub.org">portrait@southsidecameraclub.org</a>
Newsletter Editor	Alison Milton	6254 0578	<a href="mailto:newsletter@southsidecameraclub.org">newsletter@southsidecameraclub.org</a>
Website Manager	Brian Moir	0414 834 249	<a href="mailto:webmaster@southsidecameraclub.org">webmaster@southsidecameraclub.org</a>

# Long exposure noise reduction

In my talk last meeting on photographing waterfalls and water bodies, I mentioned the option of using a feature on the camera called “long exposure noise reduction”. This process aims to reduce the digital noise that occurs when making long exposures over about 1 second. The digital noise can become quite obtrusive, particularly in shadows and in cameras with small sensors.

However, most cameras sold in recent years have the noise reduction feature. It might be called something slightly different in different cameras. The Canon and Olympus menus with it are shown below. Mostly there are three options – On (all the time), Off (all the time) or Auto, which means it is used on exposures over a certain length, around a second.



It works by taking a second “dark” frame of the same length as the original shot and uses a routine to subtract the digital noise in camera. You can Google it if you need to know more about the process. What’s most important is that it’s usually very effective in removing digital noise.

That’s the good, but as always, there may be some bad things too. Using it at very high ISO might make the picture worse. A typical example is astrophotography, where you might be shooting at 3200 ISO or greater. The noise reduction process may in fact try to remove some of the stars, or create some unwanted artefacts. Astro photographers use other means and special software to reduce digital noise.

The time taken to do the dark frame can be a nuisance. If you were looking to do a 1 minute exposure, it means each shot will take 2 minutes, and a lot can happen in 2 minutes. For that reason I don’t use it when the light can change rapidly, such as in sunrise or sunset shots. However, as I mentioned in the presentation, the light usually doesn’t change much when shooting waterfalls and cascades so noise reduction can be helpful in getting a clean shot with milky flowing water.


Fortunately, sensors are getting better, particularly full frame sensors, and digital noise isn’t the problem it once was. Still, it’s worth experimenting to find if it helps your style of long exposure photography. I use it when photographing flowing water with my old Olympus EM5. It has a smaller sensor but using noise reduction results in a much nicer Raw file than without it.

For those who missed the presentation, it and other presentations by members can be found on our website at <http://www.southsidecameraclub.org/presentations/>

Rod Burgess




*F22 gallery*




*Mysuru Palace, India  
Brian Moir*






*Tipu Sultan Summer Palace, India  
Brian Moir*





*Looking over history*  
*Peter Keogh*





*Petra, Jordan  
John Hamilton*





*Hawaii*  
*Mike Gauntlett*






*Japanese Maple*  
*Helen Dawes*



*Flame tree flower*  
*Diane Cutting*






*Diane Cutting*



*Portrait Interest Group  
Iain Cole*





*Portrait Interest Group  
Iain Cole*





*Portrait Interest Group  
Iain Cole*





JuanitaM

Portrait Interest Group  
Juanita Moolman





*Portrait Interest Group  
Juanita Moolman*





*Portrait Interest Group  
Malcolm Watson*





*Portrait Interest Group  
Malcolm Watson*





JuanitaM

*Portrait Interest Group  
Juanita Moolman*






*Portrait Interest Group  
Malcolm Watson*





*Portrait Interest Group  
Mark Stevenson*





*Dawn at Hobart Beach, Bournda National Park  
Rod Burgess*





*Bandipur tiger, India*  
*Brian Moir*





*Tanjore temple gate, India  
Brian Moir*






*Mysuru Palace, India  
Brian Moir*





*A line in the ? Sand - Positano, Italy  
Peter Keogh*





*From a Tuscan window  
Peter Keogh*




*Smoky Sunrise, Urambi Hills  
Bob McHugh*





*Sunset over Perth from the Zig Zag, Gooseberry Hill  
Nikon D850 with Nikkor 16 - 35 at 16mm, 4 seconds at f/13 and ISO 64. NiSi graduated filter used. Processed in Capture One Pro 12  
Shane Baker*





*Port Lincoln Parrot at Lake Leschenaultia, Perth hills  
Nikon D850 with Nikkor 200 - 500 at 240mm, 1/1250 sec and f/7.1, ISO 3600. Processed in Capture One Pro 12  
Shane Baker*





*Juvenile Jackal Buzzard, South Africa  
Canon 5D mark IV; Canon 100–400 mm lens and 1.4 extender  
Malcolm Watson*




*Juvenile Jackal Buzzard, South Africa*  
*Canon 5D mark IV; Canon 100–400 mm lens and 1.4 extender*  
*Malcolm Watson*





*Butterfly, South Africa  
Malcolm Watson*



*Butterfly, South Africa  
Malcolm Watson*






*Autumn colours Talbingo  
Giles West*






*Rolling grounds  
Giles West*






*Narooma at dusk – so tranquil*  
*Helen Dawes*





*Shelly Beach at sunset  
Helen Dawes*





*Hawaii  
Mike Gauntlett*






*Hawaii  
Mike Gauntlett*





*Hawaii*  
*Mike Gauntlett*





*Hawaii*  
*Mike Gauntlett*





*Hawaii*  
*Mike Gauntlett*





*Red hot pokers*  
*Diane Cutting*





*Sunrise, Bermagui  
Diane Cutting*





*Autumn*  
*Luis Bonilla*






*Autumn*  
*Luis Bonilla*





*Autumn*  
*Luis Bonilla*





*Autumn*  
*Luis Bonilla*





© Iain Cole

*Portrait Interest Group  
Iain Cole*





*Portrait Interest Group  
Juanita Moolman*





*Portrait Interest Group  
Juanita Moolman*





*Portrait Interest Group  
Malcolm Watson*





*Portrait Interest Group  
Malcolm Watson*





*Portrait Interest Group  
Malcolm Watson*





*Portrait Interest Group  
Malcolm Watson*





*Portrait Interest Group  
Mark Stevenson*





*Portrait Interest Group  
Mark Stevenson*





*Portrait Interest Group  
Mark Stevenson*