

F22: Southside Camera Club newsletter



Volume 27 – Issue 9: October 2019

Contents

What's on this month	1
Next meeting 10 October	1
Reports	2
President's report	2
Dig Sig report	2
Portrait Interest Group meeting	2
Visit to Photographic Exhibition	2
Booroomba Rocks	3
Future events and meetings	4
Sunday 6 October: Boorowa Irish Woolfest	4
Dig Sig 22 October 2019	4
Sat–Sun 26–27 October 2019: Guthega weekend	4
Howard Feinstein: The movie	4
Yongnuo MC-36R kit	5
How to photograph wildlife ethically	5
Affinity Photo software	5
Online resources	5
From Paul Livingston	5
Equipment list	6
Office bearers	6
From the Editor	6
Viewing the newsletter in Firefox	6
Exhibitions	6
National Library of Australia	6
The Club online	6
Web site	6
Facebook	6
flickr	6
F22 gallery	7

Meetings

7:30 pm: Woden Senior Citizens Club, 12 Corinna Street, Phillip

Second Thursday of the month for general meetings;
fourth Tuesday for DIG SIG (Deakin Soccer Club, 3 Grose Street, Deakin)

Next meeting 10 October: Annual General Meeting, and Olympus camera demonstration–Jack Ham

Jack's current job with Olympus allows him the flexibility to take part in his passion for photography whilst engaging with consumers. He will present on how Olympus continues to be innovative, and how their system can change the way we go about our photography. He will also have his full kit and be happy to answer any questions about technology or about photography in general.



Photos taken by Jack Ham on his Olympus

What's on this month

Date	Meeting, excursion, walkabout or group event	Speaker/convenor
Sun 6 Oct	Boorowa Irish Woolfest Outing	Ann Gibbs-Jordan
Thurs 10 Oct	AGM – Olympus camera demonstration	Jack Ham
Thurs 17 Oct	Jerrabomberra Wetlands: bird, landscape & macro photography	Allen Bills
Tues 22 Oct	Dig Sig: RAW file challenge	Norman Blom
Sat 26 Oct	Portrait Interest Group	Malcolm Watson
26-27 Oct	Guthega weekend: landscape, nature, night & macro photos	Rob Wignell

Reports

President's report

As this is my last Presidents report I'd just like to take this opportunity to say thanks to the committee and the many other club members who have supported me over the last two years. I trust you will extend the same support to the new committee elected at the AGM.

Rod Burgess
President

Dig Sig report

The September Dig Sig meeting saw Richard Arculus give an interesting talk on taking panoramic photos.

Richard demonstrated the Nodal Ninja® tripod head, which he uses for all panoramas taken in confined spaces (indoor) and panoramas made by stitching together multi rows of images.

Initially, Richard manually determined the nodal point of each lens but later found that the Nodal Ninja® settings for the nodal point of most camera and lens combinations are available on the Internet.

Finally, Richard showed us a broad range of panoramic photos he has created using PTGui software and the Nodal Ninja®. Several panoramas were taken on geology field trips to exotic locations such as an active volcano in Indonesia. Many of his panoramas were taken in enclosed spaces, such as his office at the ANU and a ship's engine room, where rotating about the nodal point is important, producing somewhat surreal images. On the other hand a tripod and nodal slide are not essential when taking landscape panoramas where there are no objects in the foreground.

I wish to thank Richard for this fine presentation and showing what can be achieved with his great examples of panoramic photos.

Dig Sig coordinator
Norman Blom

September Portrait Interest Group meeting at Floriade

The September meeting of the Portrait Interest Group was held at Floriade. We met at 10:00 in front of the Ferris wheel. It was a lovely sunny spring day and the tulips were in full bloom. The brightly coloured flowers and decorative stands provided a variety of interesting backdrops for our portrait photography.



The light was generally harsh but there were many shady spots to use to avoid this.

Eleven people participated in the morning's photo-shoot; six model and five photographers. We generally stayed together as a group, only splitting up into sub-groups for a short while. Some of the models came dressed as fairy tale characters, which appealed to the general public, and they posed for additional photos with both children and adults.

We walked around the main loop at Floriade stopping at various points along the way especially near the Parkes Way entrance, the Parlour show tent, the back of Stage 88, alongside Nerang Pool, the Brassy Hotel garden, the market area and the Pialligo tent for coffee and scones. Time passed quickly and it was after 12:40 that we finally parted company after a most rewarding outing.

Malcolm Watson

Visit to the Canberra Photographic Society Exhibition

Fifteen members attended a special viewing and tour of the exhibition, *Out There*, by the curator and mother superior, Judy Parker. This was a bare print exhibition of 130+ photographs of varying genres, formats and sizes.

Judy explained the selection criteria for the panel displays. Society members collated work for the panels by subject, colour/black and white, realistic and abstract genres. Photographs were then laid out on trestle tables and arranged to complement each other before they were displayed on the wall.

She also emphasised that seeing photographic prints was very important for a photographer as it allowed you 'delve' into print and discover not only what the photographer was trying to achieve but little idiosyncrasies and unknowns that the camera had captured. This is rarely achieved with photographs that are projected as they are displayed and gone very quickly.

Another suggestion was that even if you didn't see anything of interest at your eye level look around at your feet!

Our members viewed, singularly and in groups, and my observation was that there was a fair amount of discussion between them about the various photos that they were viewing.

Judy then proceeded to take members around in a group and explain details about each work.



A suggestion for members and the new committee

It was an interesting outing and gave us the opportunity to talk about other photographers' work. I think members would benefit from including a print display evening at three or four of our meetings each year. It gives us the opportunity to not only see what others are photographing in some detail but be supportive of them. When I first joined the Club, Rob Wignall always brought along some prints and put them on a table. It

was good to see them but there wasn't anywhere to display them. I suspect most members, like me, have thousands of photos to select from. Printing for a Club meeting doesn't have to be an expensive exercise. Prices for photographic prints at Officeworks, Kmart and whatever are quite reasonable. Perhaps the new committee can consider some print nights for the coming year's schedule of activities.

Ann Gibbs-Jordan

Booroomba Rocks, Namadgi National Park

Prior to the walkabout, I had walked to the Rocks on two occasions: from the Honeysuckle Campground (11.5km return) and from the Booroomba Carpark (2.5 km return). Then again from the carpark on the day.

What a difference on each occasion: first in dry and sunny weather, then cold and windy and finally in damp low cloud. And the view from the top, first fine and clear, then limited visibility under grey clouds and finally under dark, moist cloud. The long walk from the Campground was an easy undulating amble through interesting forest down to the carpark, while that from the carpark up to the Booroomba Rock ridge was a short and steady climb, rising 200 m, through tall mature trees and large boulders. The extensive scene from the ridge is along the ridge line of boulders out to the plains with Canberra in the east.



The trees alongside the Namadgi Visitors Centre appreciated the recent light rains.

Understandably due to the threatening cloud cover, only Denis Walsh was waiting for me at the Namadgi Visitors Centre. Reaching the carpark, to my delight, the snow and rain falls in the week or so since my last visit had effected an amazing change in the forest's appearance. The forest looked refreshed and green again, the colours more defined and brighter, especially the tree trunks.

The boulders that previously were pale with a sparse cover now had masses of lush mosses and lichens providing plenty of choices to occupy our cameras. However, the views from the ridge were somewhat subdued.



Less than 14 days before it was hard to think the moss and lichens could recover to this extent



One could think these large trees are snow gums looking at their bark colouring.

Nevertheless, the area offered a range of subjects for the photographer, not fully explored, before needing to pack up and return after lunch. However, a revisit is well worth considering.

Laurie Westcott

Future events and meetings

Subject to change. Forward queries/suggestions to outings@southsidecameraclub.org

Outings and excursions cannot happen without your help. If you are able to fill the gaps contact:

outings@southsidecameraclub.org

Date	Meeting, excursion, walkabout or group event	Convenor/speaker
Thurs 14 Nov	Meeting: Snapping my way through the Gibson and Sandy deserts	Ann Gibbs-Jordan
Thurs 21 Nov	Gudgenby Cottage/area: landscape & macro photography	Laurie Westcott
Sat 23 Nov	Braidwood Day trip: Open gardens/Airing of the quilts	Nicky Bazely-Smith
Tues 26 Nov	Dig Sig	Norman Blom
Sat 30 Nov	Portrait Interest Group	Malcolm Watson
Sun 8 Dec	Christmas gathering by Lake Burley Griffin	
Thurs 12 Dec	Meeting: Year-end Show and Tell	

Sunday 6 October: Boorowa Irish Woolfest

The festival is on all weekend with various activities from wood chopping, celtic pipe bands, working kelpie demos, art show, normal country fair activities. The running of the sheep down the main street is at noon. That's what I'm interested in. I haven't a clue how many sheep they run and I know there are barricades so it might be hard to get close-up shots so taking pics of people herding sheep before they start running might be the go. There are not thousands, more like a hundred running. Last year I think numbers were down because of the drought.



More info on line at: <http://irishwoolfest.com.au>

Boorowa is about 122 km from Canberra and Doctor Google says that it's 1.5 hours. It's a good run and the Golden Valley Way has been done up – drove it twice earlier this year.

Weather in Boorowa for Sunday–cloudy 12–29°C.

As cafes/pubs etc would be pretty busy, I suggest taking a picnic lunch. If anyone is interested in going please email me on agj@grapevine.net.au and we can sort out meeting arrangements etc.

Ann Gibbs-Jordan

Dig Sig 22 October 2019

The October Dig Sig will be concerned with a RAW photo challenge where participants will show the postprocessing steps they performed on the same bland RAW image to produce what they consider to be their best looking final output.

Dig Sig coordinator
Norman Blom

Sat–Sun 26–27 October 2019: Guthega weekend

There are plenty of rooms left for the Southside Camera Club's annual weekend in a Guthega Ski lodge. If you are new to the club this is a great opportunity to meet other Club members in a relaxed atmosphere and enjoy some photography in the Snowy Mountains where there will be remnant snow, wildflowers, birds and animals to photograph.

I have missed the last two Club meetings and have not been able to give this outing the publicity it deserves, however I strongly encourage you to think about joining me on this weekend in a comfortable ski lodge for a couple of days away from Canberra.

Please contact Rob Wignell on 0416 055 322 or via email at rob_wignell@hotmail.com if you have any questions about this great weekend of photographic opportunity.

Rob Wignell

Howard Feinstein: The movie

On a recent flight to Perth I came across a movie about Howard Feinstein an American photographer born in 1939 whose work is astounding but who had been largely forgotten. The movie was made to try and bring his work back into public knowledge.

The link to the movie is: <https://www.haroldfeinstein.com/documentary/>

A link to an excellent web site on his life and work is here: <https://www.haroldfeinstein.com>

The first few lines of his biography on the website read:

Harold Feinstein was born in Coney Island in 1931. When he passed away in June, 2015, *The New York Times* declared him: "One of the most accomplished recorders of the American experience."

He began his career in photography in 1946 at the age of 15 and within four short years, Edward Steichen, an early supporter, had purchased his work for the permanent collection of the Museum of Modern Art. He joined the Photo League at 17 and became a prominent figure in the vanguard of the early New York City street photography scene where he exhibited at Helen Gee's Limelight Gallery and was a designer for historic Blue Note Records.

He had an extensive career and was innovative in numerous forms of photography. Well worth a look at his work and the movie.

Rob Wignell

Yongnuo MC-36R wireless shutter release kit

I've bought myself an Yongnuo MC-36R, which is a wireless shutter release kit.

The kit comprises:

- a generic sender/control unit with backlit display. The unit itself is about 15cm x 4cm x 1.5cm and weighs almost nothing.
- the receiver, which is specific to camera make/model.
- a little cable (again specific to camera) which allows the handpiece to work wired - including as a basic trigger if the batteries go flat.

It's rather more than simply a wireless cable release as it can do the following:

- Self-timer. The timer remote switch allows you to set any delay (in 1 second increments) up to 99 hours, 99 minutes and 99 seconds.
- The Interval Timer can be set to any time period up to 100 hours. If set to 10 minutes, e.g., one exposure will be taken every 10 minutes until something runs out.
- Long-exposure timer allows you to take time exposures up to 100 hours in length.
- Exposure-count setting allows you to set the times of exposures that will be taken, up to a total of 399 times. For example, if you set it to 30 times, then the exposure will be only taken 30 times.

So far, I've just messed around with it, so whether it can function over 100 metres is yet to be proven. It certainly seems able to do all the things they say - and can work indoors through brick walls.

I see it as having uses for long exposures (obviously), wildlife photography for shy birds and beasts - and as an alternative to setting the 10 second timer and running like hell so I can be in group shots. All in all, it seems like good value.

Shane Baker

How to photograph wildlife ethically

Melissa Groo

Putting the well-being of animals first should be every photographer's goal. National Geographic photographers share tips on how they do it. <https://www.nationalgeographic.com/animals/2019/07/ethical-wildlife-photography/>

Submitted by Shane Baker

Affinity Photo software tutorials

Olivio Sarikas has a series of YouTube tutorials on using the Affinity Photo software.

In [this first video](#), Olivio Sarikas shows a quick blending trick to fix most pictures in Affinity Photo:

- Basics of Level Adjustment.
- How to use the Clarity Filter.
- What the Unsharpen Mask does and how to use it the right way.
- Creating soft, warm Light with the selective Colour Adjustment.
- How to use the Depth of Field Filter to highlight areas of the image and a cool "Light Disk" trick to generate warm, soft light halos.

Submitted by Shane Baker

Online resources

[Digital Photography Review](#)

[Photoaccess](#) – Manuka Arts Centre

[Red River Paper](#) – sign up to receive emails that contain good articles that are primarily about photographic printing but also on a wide range of photographic topics.

[U3A newsletters](#)

Each month we get the newsletter from the U3A Camera Club and post it onto our web site as they don't have their own web site. There is a lot of good information in it. If you haven't seen the [U3A newsletter on our web site](#) you might like to have a look.

From Paul Livingston

Paul has been a regular online resource and also a former President of the Club.

[Stray light and lens flares in photography](#)

[Making the most of negative space for minimalist photos](#)

[How to use Lightroom's graduated filter to improve landscapes](#)

[Become a portrait mode pro](#)

[How to take indoor portraits](#)

[Tips from a National Geographic Photographer](#)

[5 Easy tips for better natural light portrait photography](#)

[Light painting Photography: 5 hacks](#)

[How to make your travel photography your own](#)

[Street photography tips: Photographing strangers](#)

[Camera sensor vs eyes: Seeing colour](#)

[Optical image stabilization explained in under 4 minutes](#)

[Bird photography: tips for beautiful backgrounds](#)

[Night landscape photography](#)

[How to blend exposures in Photoshop](#)

[Night sky & star photography techniques](#)

[Pet photography tips and techniques](#)

[Are you making these composition mistakes?](#)

[Simple yet effective photography tips](#)

[Ten street photography tricks to make you sneaky but not creepy](#)

[How to convert almost any standard zoom lens into a macro lens](#)

[Bird Photography tips & techniques](#)

[10 Things successful photographers don't do](#)

[8 things you should always keep in your camera bag](#)

[How to keep your camera stable for sharp photos at slow shutter speeds](#)

[Here is a comprehensive introduction to Darktable](#)

Exhibitions

National Library of Australia

See the [National Library's web site](#) for more of 'What's on'.

The Club online

Web site

www.southsidecameraclub.org/

Please send material for the web site to webmaster@southsidecameraclub.org

Facebook

flickr

[Links](#) to the Club's Facebook and flickr pages are available on the Club's web site under the [images / members on line](#) page.

To join you will need a Facebook and/or a flickr account.

- Go to the groups page
- Search for Canberra Southside Camera Club
- Click on the 'Join Group' button.

The request to join will be sent to the president as the group moderator. If you don't get a confirmation within a day or two email president@southsidecameraclub.org

Equipment list

Item	Custodian	Contact email
Elinchrome studio lighting equipment	Julie Taylor & Mark Stevenson	shinboner266@gmail.com
Colour Munki screen and printer calibrator	Rod Burgess	canberrarod@hotmail.com
Fixed lighting kit: stands, light sources, extras	Claude Morson	claudemorson@gmail.com

Office bearers

Committee			
President	Rod Burgess		president@southsidecameraclub.org
Treasurer	Tim Heenan		treasurer@southsidecameraclub.org
Secretary	Peter Keogh		secretary@southsidecameraclub.org
Ordinary member	Iain Cole		
Ordinary member	Julie Taylor		
Ordinary member	Dennis Lovatt		
Non-committee positions			
Walkabout/excursion	Laurie Westcott, Rob Wignell, Helen Dawes		outings@southsidecameraclub.org
DIG SIG	Norman Blom		digsig@southsidecameraclub.org
Portrait Interest Group	Malcolm Watson	0451997 376	portrait@southsidecameraclub.org
Newsletter Editor	Alison Milton	6254 0578	newsletter@southsidecameraclub.org
Website Manager	Brian Moir	0414 834 249	webmaster@southsidecameraclub.org

From the Editor

Viewing the newsletter in Firefox


Last month one Club member commented that when he viewed the latest newsletter some of the photo content seemed to be missing or displaced. Further investigation revealed that this only happens when using Mozilla Firefox as the web browser.

If you experience this displacement of photos, please try using another web browser such as Google Chrome (my preferred web browser).

Alison Milton
F22 Editor



*Boardwalk, Mound Springs, Oodnadatta
Ann Gibbs-Jordan*



Moonscape, Mound Springs, Oodnadatta
Ann Gibbs-Jordan



*What a looker: Striated Thornbill fascinated by his image in the car mirror
Diane Cutting*



*Altercation between Crimson Rosella
Diane Cutting*



Tulip Tops
Helen Dawes



*Ororral Valley Homestead Vertical Panorama
John Mitchell*



*Boroomba Rocks
Laurie Westcott*



I took one of my better night shots at Guthega in early September just after the moon had set. I used a 24mm manual focus Nikon f2.8 lens set at f2.8, ISO 1600 and 20 seconds shutter speed. Two shots were taken, one above the other, and I used Lightroom Classic to join them in a panorama. I used the manual focus lens because it has an infinity stop that keeps everything beyond about 5 metres at maximum sharpness. I can't find a setting on my 20mm autofocus lens that is as sharp as this manual focus lens. The dead snow gum in the foreground was lit by some stray light from the ski lodge where I was staying

Rob Wignell



Shane Baker



Shane Baker



Shane Baker



*Nikon D850; ISO 400; 1/400th Sec; f4; 24-120mm lens @ 54mm; On Camera Flash
Mark Stevenson*



*Portrait Interest Group
Mark Stevenson*




*Nikon D850; ISO 400; 1/1,250th Sec; f4; 24-120mm lens @ 50mm; On Camera Flash
Mark Stevenson*



Tulip Tops
Alison Milton



*Biker, Mutonia Sculpture Park, SA
Ann Gibbs-Jordan*



*Camping, Algebuckina Bridge, SA
Ann Gibbs-Jordan*



First Light at Kilrush, Cootamundra
Bob McHugh



Slowly Comes the Rain, Old Junee
Bob McHugh



Sunset over Tuggeranong
Bob McHugh



*Lethal looking pair - Mr and Mrs Brown Goshawk - Courtship Flight Tharwa ACT
Diane Cutting*



Tulip Tops
Sony 7RM2, Zeiss Batis 135mm, 1/400 sec and f/9, ISO 250
Gabe Bloxham



Tulip Tops
Sony 7RM2, Zeiss Batis 135mm, 1/400 sec and f/9, ISO 250
Gabe Bloxham



Tulip Tops
Helen Dawes



*Tulip Tops
Helen Dawes*



Shane Baker



*Sunset clouds Ellenbrook
Shane Baker*



Shane Baker




*Dave- Ellenbrook Mens Shed
Shane Baker*



Shane Baker



Springtime on the Murrumbidgee
Jeff Cutting



*Ghost Fleet Sailing Past
Jeff Cutting*



Runner on the beach Broome
Jeff Cutting



*Wintery Blast Cabramurra
Jeff Cutting*



*Boroomba Rocks
Laurie Westcott*



*Boroomba Rocks
Laurie Westcott*



*Portrait Interest Group
Iain Cole*



*Portrait Interest Group
Iain Cole*



Portrait Interest Group
Iain Cole



*Portrait Interest Group
Juanita Moolman*



*Portrait Interest Group
Juanita Moolman*



*Portrait Interest Group
Malcolm Watson*



*Portrait Interest Group
Malcolm Watson*



*Portrait Interest Group
Malcolm Watson*



*Portrait Interest Group
Malcolm Watson*



*Portrait Interest Group
Malcolm Watson*



*Portrait Interest Group
Nikon D850; ISO 64; 1/640th Sec; f3.5; 50-100mm lens (DX) @ 80mm; On Camera Flash
Mark Stevenson*



Portrait Interest Group
Nikon D850; ISO 64; 1/400th Sec; f4.5; 50-100mm lens (DX) @ 50mm; On Camera Flash
Mark Stevenson



*Two male Lace Monitors meet, Eurobodella Botanic Gardens, NSW
Alison Milton*



*Two male Lace Monitors meet, Eurobodella Botanic Gardens, NSW
Alison Milton*



*Two male Lace Monitors meet, Eurobodella Botanic Gardens, NSW
Alison Milton*



*Two male Lace Monitors meet, Eurobodella Botanic Gardens, NSW
Alison Milton*