

# F22: Southside Camera Club newsletter



Volume 28 – Issue 7: August 2020

## Contents

What's on this month	1
Next meeting 13 August via Zoom: Men's shed photography presented by Shane Baker	1
<b>Reports</b>	2
President's report	2
Towns Near Me – Binalong and Boorawa	2
July Portrait Interest Group: Queanbeyan Central Park	2
Googong Dam trip report	3
Eurobodalla adventures	3
<b>Next outings</b>	3
Thursday 13 August 2020: Towns Near Me excursion Wee Jasper	3
<b>Equipment list</b>	4
<b>A new toy for Rob</b>	5
<b>Editing the night sky, stars and the Milky Way</b>	5
<b>Online resources</b>	5
From Paul Livingston	5
<b>Office bearers</b>	6
<b>Exhibitions</b>	6
Where I Stand exhibition: July– 31 October 2020	6
<b>The Club online</b>	6
Web site	6
Facebook	6
flickr	6
<b>F22 gallery</b>	7


## Meetings

7:30 pm: Woden Senior Citizens Club, 12 Corinna Street, Phillip

Second Thursday of the month for general meetings;  
fourth Tuesday for DIG SIG (Deakin Soccer Club, 3 Grose Street, Deakin)

### **Next meeting 13 August via Zoom: Men's shed photography presented by Shane Baker**

*Shane developed a personal project to photograph members of the local Men's Shed. His presentation will outline how he arranged sittings with the Shed members, show his results and discuss some of the problems and lessons from the project's first stage.*



## What's on this month

Date	Meeting, excursion, walkabout or group event	Speaker/convenor
Thurs 13 Aug	Wee Jasper	Bob Crawshaw
Thurs 13 Aug	Meeting via Zoom – Men's Shed portraits	Shane Baker
Sun 23 Aug	Mount Ainslie sunset	Laurie Westcott
Sat 29 Aug	Portrait Interest Group	Malcolm Watson

## Reports

### President's report

The Woden Senior Citizens Club has now opened for meetings but we have decided to hold the August meeting via Zoom again as things in Victoria and NSW are not looking too positive. We will continue to monitor the situation in Victoria over the next month and may consider meeting face-to-face in September.

At the August meeting, Shane Baker, our WA member, will be presenting on a project he undertook with the local Men's Shed. Having had a long-term fascination with portraiture, but having made portraits only rarely, Shane developed a personal project to photograph members of the local Men's Shed. His presentation will outline how he arranged sittings with the Shed members, show his results and discuss some of the problems and lessons from the project's first stage.

Shane was ready as back up at the last meeting as we were, for the first time, having a presentation from an UK photographer and I was a little nervous about technical problems. It looked like I was right to be worried when Mark did not appear at the Zoom meeting, and Shane came to the rescue and started his presentation. However, I managed to sort out the problems and got Mark online, and so Shane was bumped, luckily fairly early in his presentation to let Mark Pain start his presentation. We got enough of a taste of Shane's presentation to want to hear more, so he is coming back to finish it off in August.

Mark Pain gave a very interesting and informative presentation on his career as a sport's photographer, talking about some of his iconic images and giving us a fascinating insight into how he got some of those shots. The photograph displayed here, with Mark Pain in the top right-hand corner, came with a great anecdote about the fact that yes, Mark was actually hit by that golf ball. Didn't do his lens a whole lot of good! But the guy on the right with the weird hair and a cigar became a celebrity for about 15 minutes.



The thought, planning and time that goes into some of his photographs makes me appreciate how little I deserve to get a really stunning shot as I definitely do not go to the extent he does. Once things warm up a bit out there I'm thinking I should give it a go instead of just heading out willy-nilly to see what's out there.

I think the Club is managing really well to maintain its activities, continuing to hold meetings online, and organising outings. We only had a short hiatus in activities when Covid-19 was at its peak in Canberra and we were in full lockdown. It is a credit to everyone involved that we got things moving again fairly

quickly. I'd like to particularly thank our outings committee who have risen to the challenge of organising Covid friendly outings and also Malcolm for starting up the Portrait Interest Group meetings, and Tim Heenan and Shane Baker for their support and assistance in helping me get things up and running on Zoom. We are thriving as a Club when it could have been very different and I'd like to thank you all, both those who organise and those who attend, as you are what keeps this club alive.

I look forward to seeing as many of you as possible at the August meeting on Zoom. If you would like to attend but are unsure about how to utilise the technology please get in touch as I'd be happy to talk you through setting up Zoom and joining a meeting.

Julie Taylor  
President

### Towns Near Me – Binalong and Boorawa

Our July outing was to visit the small town of Binalong. Walking through 'town' would only take a few minutes, but a short walk took us to the railway station. Now closed, we could only access a view of the station from the overpass bridge, unless you wanted to venture into bushland for better access.



Opened in 1915, a group of older gentlemen sitting on a verandah, informed us that this was actually the 'new' railway. The original was back up the road and operated from 1876 to 1915. There is still an old railway carriage at the old station, which the owners hope to restore and open to the public in the next 12 months or so.

Lunch was to be at the Binalong pub but due to the chef becoming ill the day before our trip the plans were changed to venture further into Boorawa instead.

Most opted for a pub lunch and delighted at having a photography group visit, the publican regaled us with the history of the Irish settlement and invited us to gather behind the bar for a photo shoot. A great ending to a delightful morning.

Alison Milton

### July Portrait Interest Group: Queanbeyan Central Park

We met at 10:00 am on a cool but windless winter's day and despite the prediction of rain we fortunately saw no sign of it during the morning. Ten people attended the outing, three models, six photographers and one observer.

We took turns working with individual models in the park, posing them to make a variety of images. After about an hour we moved across the road to a beautiful old church where we posed the models using the church wall as a backdrop. One of the church congregation members, who was working in the garden, had kindly given us permission to come onto the property for the photography.



It was a cloudy day with lots of clear sky resulting in frequent bright contrasty light – a serious challenge for portrait photography. A variety of techniques were used to soften the shadows in our photography, including: flashlights, facing the model away from the sun and having the model stand in the shade of a nearby tree.



I experimented with on-camera flash using my new flash bracket (the Manfrotto 233B), which, though rather heavy, can conveniently keep the flash way off to the side of the camera. I had some good practice using this technique though I didn't have great success with most of the images.

We had lots of fun, chatting throughout the morning while carrying out what was often really challenging photography. We finished at around 11:30 when we headed into town for a cup of coffee. We sat outside at tables on the sidewalk, relaxed, chatted some more and agreed to meet at the Kingston Foreshore next month with a theme of hats for the modelling.

Malcolm Watson

### Googong Dam trip report

Rob Wignell organised the second outing to Googong Dam. The fog was thick and low as we departed Canberra but as we neared Queanbeyan we suddenly drove out of the fog into clear blue skies overhead. I'm not sure what that says about Canberra versus Queanbeyan as I later heard the Canberra's fog didn't clear till near midday.

Rob's suggestion was for a theme of panoramas, and a walk along the foreshore opportuned capturing the dam from varying perspectives.

There were a few birds around, with at least two nest sites: a Magpie Lark attending its mud nest high in a tree, and a Yellow-rumped Thornbill captured carrying a feather to its nest hidden deep in the centre of a thorny bush.



The group gathered for morning tea at the car park before heading our separate ways.

Alison Milton

### Eurobodalla adventures

The inaugural meeting of the (unofficial) Eurobodalla chapter of the Southside Camera Club occurred on Wednesday 22 July, when Peter Keogh and I met to explore photo opportunities at Peter's new neighbourhood of Malua Bay.



*Rocks, cliffs and waves – a winning combination at Malua Bay. Peter noted there were good views from a walk at the top of the cliff.*

While keeping appropriate social distancing, and after we assured each other we had been nowhere near the Batemans Bay Soldiers Club, Peter showed me some of the rock platforms that could be good for future dawn or sunset shoots. It was a stunning day and we felt happy to be out by the sea in the middle of winter yet feeling quite warm.



*Peter showing the direction we need to sun to be in*

It is getting very difficult for me to spend any time in Canberra when it's cold.

Rod Burgess

### Next outings

#### Thursday 13 August 2020: Towns Near Me excursion – Wee Jasper

(The decision to proceed with this trip depends on ACT Health advice on travel in regional New South Wales).

The tiny, tiny village of Wee Jasper sits on an ancient seascape 400 million years old amid stunning panoramas, riverscapes and peaceful camping areas. It is a restful stop on the Hume and Hovell Walking Track from Yass to Albury.



Wee Jasper Bridge over the Goodradigbee River, beautiful camping grounds, old shearing sheds, historic homesteads and the captivating western Brindabellas are some of the highlights.

Wee Jasper is one and a half hours drive from Canberra with a choice of routes. Through Uriarra Crossing with marvellous views back to Canberra and about 5 kms of unsealed road, or travel on sealed roads via Yass with panoramas of the Murrumbidgee River. Alternatively, go out one way then return the other.



If you need a lift or prefer to share, contact me on 0401 063 387 or [bobcraw123@gmail.com](mailto:bobcraw123@gmail.com)

Meet at 10:00 am at the village end of the Goodradigbee River Bridge. Lunch will be BYO picnic at a river reserve near Wee Jasper (location TBA).

There will be a COVID briefing onsite and please be alert to approaching traffic when alighting and taking photos near the bridge.

Please let me know if you will be attending, by 11 August. Contact details as above.

Bob Crawshaw

*With Covid19 still having a major impact on life we have limited our activities to Canberra and it's immediate surroundings. We do not know what the future holds, so please check the newsletter or website for updates.*

Your outings committee: Helen Dawes, Rob Wignell, Laurie Westcott and Bob Crawshaw

Forward queries/suggestions to [outings@southsidecameraclub.org](mailto:outings@southsidecameraclub.org)

Date	Meeting, excursion, walkabout or group event	Convenor/speaker
Thurs 10 Sept	Meeting	
Sun 13 Sept	Black Mtn walk – orchids and other things	Laurie Westcott
Tues 22 Sept	DIGSIG (TBC)	Norman Blom
Thurs 24 Sept	Tram: Gungahlin to Civic and return – Floriade on city hill	Helen Dawes
Sat 26 Sept	Portrait Interest Group	Malcolm Watson
Thurs 8 Oct	Meeting	
Sun 11 Oct	City streetscape walk	Laurie Westcott
Sat 17 Oct	Night photography	Rob Wignell
Tues 20 Oct	Tidbinbilla	Rob Wignell
Sat 24 Oct	Portrait Interest Group	Malcolm Watson
Tues 27 Oct	DIGSIG (TBC)	Norman Blom
Nov ?? 1st weekend	Bungendore Rodeo	Bob Crawshaw
Thurs 12 Nov	Meeting	
Thurs 19 Nov	Jerrabomberra Wetlands and cafe 'As Nature Intended'	Bob Crawshaw
Tues 24 Nov	DIGSIG	
Sat 28 Nov	Portrait Interest Group	
Thurs 10 Dec	Meeting: Year-end Show & Tell	
Sun 13 Dec	Christmas gathering by Lake Burley Griffin	

### Equipment list

Item	Custodian	Contact email
Elinchrome studio lighting equipment	Julie Taylor & Mark Stevenson	<a href="mailto:shinboner266@gmail.com">shinboner266@gmail.com</a>
Colour Munki screen and printer calibrator	Rod Burgess	<a href="mailto:canberrarod@hotmail.com">canberrarod@hotmail.com</a>
Fixed lighting kit: stands, light sources, extras	Claude Morson	<a href="mailto:claudemorson@gmail.com">claudemorson@gmail.com</a>



## A new toy for Rob

I had always assumed that part of photography with a tripod was a droopy lens on the ball head. I Googled this phrase and it produced 122 million references. I am not alone and, at least the first few Google pages mostly seemed to talk about better technique, more expensive ball heads or ways for aiming a little high to compensate for the inevitable droop.

I have tried all these things without success but a few years ago saw an alternative solution when I attended a seminar run by Les Walkling at PhotoAccess. Les is a renowned photographer, printer and teacher. He also uses expensive gear and the bit of gear that caught my eye was the Arca-Swiss cube that sat under his Hasselblad medium format digital camera.

I had already converted to an Arca-Swiss style L bracket so that I could mount my camera horizontally or vertically on my ball headed tripod so the cube seemed like a great opportunity because it eliminated the droop problem – until I saw the price on the B&H web site. The [Arca-Swiss cube](#) might solve the camera droop problem but the wallet and facial droop problem was insurmountable for me.



There is no doubt that this is a serious bit of equipment and will hold a load much heavier than any of my camera/lens combinations, but the price ...

The advantage of the cube is that the knobs turn the camera using fine gears so that the camera can be aimed with great precision. The adjustments are plus or minus 30 degrees horizontally and

vertically plus a 360 panorama for left and right movement.

A bit of research showed that a few other companies made geared heads and, eventually, I bought a Manfrotto Junior 410 geared head. It is more functional than the Arca-Swiss cube in that it can move through a wider arc in all directions, but I found it difficult to use. It also used a unique and huge release plate that didn't accommodate the L plate on my camera. I solved the L plate problem by buying an adapter from Chris Hejnar, who sells innovative camera products on eBay and through an [online store](#). But, I knew it wasn't what I wanted when I replaced it on my tripod with my best, but slightly droopy, ball head.

Earlier this year our former president, Shane Baker, sent me an email with a video about a new geared head made by the Chinese firm, Sunwayfoto. The model is called the Sunwayfoto GH-Pro 11 Geared Head. While not cheap, it is a lot cheaper than the Arca-Swiss cube and also looked like it was a lot easier to use than my Manfrotto. The Australian retail price is about \$430 so I started saving. A couple of months ago I saw an ad on Alibaba for this head at A\$361 including postage. I bit the bullet and sent off my money. The downside was that the delivery time was 6 weeks away.

Two weeks after I sent off my order I saw an ad in Amazon for the same product another \$40 cheaper. It was an Amazon special that only lasted a couple of days, but was too late for me.

The six weeks seemed to take forever, but it arrived in time for my trip to the Googong foreshore and, without reservation, I can say it is a pleasure to use. I can see myself using it for a lot more panorama shots, and especially HDR panorama shots.

Rob Wignell



## Editing the night sky, stars and the Milky Way

While this video is produced by Capture One, it has many tips and tricks about using your camera, and suggestions about doing "post" on your night sky images which will have application with other software packages:

### [Editing the night sky, stars and the Milky Way](#)

Learn how to get the best out of your night sky images - whether shooting the Milky Way, Northern Lights, or astro-photography captures of the stars above - we'll show you the tools and techniques you need to bring the scene back to how you remember.

In this session, we explore why the Contrast tool doesn't always work for shots of our galaxy, why noise reduction can sometimes make things worse, and how the Levels tool can cause issues when working on captures of the Aurora Borealis that the Curves tool can ultimately correct.

From images which focus purely on the stars through to detailed mountain scenes with light-painted foreground elements, we'll cover the full range of best-practices (including camera settings) to ensure you're getting the very best results when shooting the sky at night.

Shane Baker

## Online resources

[Digital Photography Review](#)

[Photoaccess](#) – Manuka Arts Centre

[Red River Paper](#) – sign up to receive emails that contain good articles that are primarily about photographic printing but also on a wide range of photographic topics.

### [U3A newsletters](#)

Each month we get the newsletter from the U3A Camera Club and post it onto our web site as they don't have their own web site. There is a lot of good information in it. If you haven't seen the [U3A newsletter on our web site](#) you might like to have a look.

## From Paul Livingston

Paul has been a regular online resource and also a former President of the Club.

[How many megapixels is that?](#)

[Micro flower photography tutorial with a telephoto lens](#)

[How to use depth of field](#)

[Lightroom vs. Photoshop, which one does a better job of sharpening?](#)

[10 Techniques for photographing birds in flight](#)

[New A3+ inkjet from Canon](#)

[My camera won't focus: the 8 most common problems](#)

[PTop 10 tips for wildlife photography](#)

[5 Typical uses of neutral density filters](#)

[Photography tips for water reflection, abstracts, splashes, puddles and more](#)

[5 Tips to improve your nature Macro photography](#)

[Here are 40 hints and tips to help you get the most out of Lightroom](#)

[Don't worry about blown out highlights: sometimes its the right thing to do](#)

[Use these seven simple tips to take you close-up photos to the next level](#)

[Analog people in a digital world - why do some still shoot the old ways?](#)

[Contrast in Photography](#)

[How to photograph the moon in landscapes](#)

[Nikon announces lower-priced Z5](#)

## **Exhibitions**

### **Where I Stand exhibition: July–31 October 2020**

Monday 27 July will see the launch of a new photographic exhibition, situated outdoors on Exhibition Avenue in the new Kambri precinct at the ANU in Canberra.

Images by Australian photographers, Murray Fredericks, Barbara McGrady and Sarah Ducker are among the carefully curated selection of artworks in the new outdoor public art space set along University Avenue.

Where I Stand also includes works by Michael Cook, Dr. Judith Crispin and Michael Jalaru Torres. The 24 intensely personal works on display take viewers into realms of transformation, rebirth, identity, history, nature, connection and the Dreamtime. Exhibition Avenue is an innovative initiative of Kambri at ANU, produced and curated by aMBUSH Gallery. Run by Bill Dimas and John Wiltshire, aMBUSH is a gallery and social enterprise that has been at the forefront of curating and producing public arts programming and projects across metropolitan and regional Australia for over 12 years, with collaboration at the heart of their endeavours.

The gallery will feature a free year-round program of multidisciplinary exhibitions and activations, with an aim to showcase and support our world class talent – both emerging and established – and provide an everchanging 'walk of art' for staff, students, locals and visitors to Canberra alike. The exhibition is curated in partnership with aMBUSH's long time collaborator, the Head On Photo Festival, founded in Australia by Moshe Rosenzweig OAM.

Where I Stand will be unveiled to the public on Monday 27 July, and thanks to solar powered lights will be on display 24 hours a day along Exhibition Avenue. In order to ensure the safety of the community, guests will be required to keep a distance of 1.5 metres at all times as per government social distancing guidelines. Click here for more information.

## **The Club online**

### **Web site**

[www.southsidecameraclub.org/](http://www.southsidecameraclub.org/)

Please send material for the web site to [webmaster@southsidecameraclub.org](mailto:webmaster@southsidecameraclub.org)

### **Facebook**

### **flickr**

[Links](#) to the Club's Facebook and flickr pages are available on the Club's web site under the [images / members on line](#) page.

To join you will need a Facebook and/or a flickr account.

- Go to the groups page
- Search for Canberra Southside Camera Club
- Click on the 'Join Group' button.

The request to join will be sent to the president as the group moderator. If you don't get a confirmation within a day or two email [president@southsidecameraclub.org](mailto:president@southsidecameraclub.org)

## **Office bearers**

Committee			
President	Julie Taylor		<a href="mailto:president@southsidecameraclub.org">president@southsidecameraclub.org</a>
Treasurer	Tim Heenan		<a href="mailto:treasurer@southsidecameraclub.org">treasurer@southsidecameraclub.org</a>
Secretary	Dennis Lovatt		<a href="mailto:secretary@southsidecameraclub.org">secretary@southsidecameraclub.org</a>
Ordinary member	Nicky Bazley-Smith		
Ordinary member	Ann Gibbs-Jordan		
Ordinary member	James Grigg		
Non-committee positions			
Walkabout/excursion	Laurie Westcott, Rob Wignell, Helen Dawes		<a href="mailto:outings@southsidecameraclub.org">outings@southsidecameraclub.org</a>
DIG SIG	Norman Blom		<a href="mailto:digsig@southsidecameraclub.org">digsig@southsidecameraclub.org</a>
Portrait Interest Group	Malcolm Watson	0451997 376	<a href="mailto:portrait@southsidecameraclub.org">portrait@southsidecameraclub.org</a>
Newsletter Editor	Alison Milton	6254 0578	<a href="mailto:newsletter@southsidecameraclub.org">newsletter@southsidecameraclub.org</a>
Website Manager	Brian Moir	0414 834 249	<a href="mailto:webmaster@southsidecameraclub.org">webmaster@southsidecameraclub.org</a>




*F22 gallery*



*Hazardous rest stop: Churchyard, Bowning.*





*Binalong born and bred  
Ann Gibbs-Jordan*






*Popped in for a pint, Boorowa  
Ann Gibbs-Jordan*





*Winter Sunrise, Lake Burley Griffin*  
*Bob McHugh*





*Binalong Railway  
Brian Moir*





*Three wise men, Boorawa  
Helen Dawes*





*The Grass always wins. Taken on walkabout at Binalong  
Iain Cole*



*At the centre of the Universe. Taken at Bunning's nursery, Tuggeranong  
Iain Cole*






*The Grass always wins. Retrospective shot of Bayon Temple, Angkor Wat, 2017  
Iain Cole*





*Hoskinstown rd bridge available light  
John Mitchell*





*Hoskinstown rd bridge  
John Mitchell*





Anna  
Subramaniam Sukumar






Tokyo  
Subramaniam Sukumar





*Iceland  
Subramaniam Sukumar*





*Open night scape  
Luminita Lenuta*





*Norm Fisher*





*Norm Fisher*





*Red Rock Gorge  
Peter Hanrahan*





*Brown Falcon, Jerrabomberra Wetlands  
Reg Johnson*





*Yellow-tailed Black Cockatoo*  
Rod Burgess





*Rod Burgess*





July (2020)

*Portrait Interest Group*  
*Rob Lee*





*Portrait Interest Group  
Mark Stevenson*





*Portrait Interest Group  
Malcolm Watson*





Portrait Interest Group  
Iain Cole





Portrait Interest Group  
Iain Cole





*Catching the sun: Owlet Nightjar*  
Alison Milton





*Binalong, NSW  
Alison Milton*





*Decorating Binalong  
Ann Gibbs-Jordan*





*First snow 2020 Ingebirah  
Ann Gibbs-Jordan*





*Home paddock Ingebirah  
Ann Gibbs-Jordan*





*Waiting for a hand-feed- Ingebirah  
Ann Gibbs-Jordan*





*Foggy path*  
*Bob McHugh*





*Mushrooms, National Arboretum  
Bob McHugh*





*Binalong  
Brian Moir*





*Binalong  
Brian Moir*





*Boorawa  
Brian Moir*





*Googong Dam  
Brian Moir*





*Googong Dam  
Brian Moir*





*Guthega winter  
Giles West*





*Guthega winter  
Giles West*





*Guthega winter  
Giles West*





*Bingie Bingie Point, NSW  
Helen Dawes*





*Bingie Bingie Point, NSW  
Helen Dawes*






© Iain Cole

*With Respect to William Eggleston, Pt II. Taken at Rodney's nursery, Pialligo  
Iain Cole*





*Before enlightenment, chop wood, carry water. After enlightenment, chop wood, carry water. High speed shot of a water feature at Rodney's nursery, Pialligo  
Iain Cole*






*Self portrait with a dying camellia. Taken at Rodney's nursery, Pialligo  
Iain Cole*





*Luminita Lenuta*





*Carillon  
Luminita Lenuta*





*Googong Dam  
Malcolm Watson*





*Haughty*  
Mark Stevenson





*Spotted Pardalote*  
Mark Stevenson





*Spotted Pardalote*  
Mark Stevenson





*Spotted Pardalote*  
Mark Stevenson





*Norm Fisher*





*Norm Fisher*





*Norm Fisher*





*Norm Fisher*





*Norm Fisher*





Mogo Zoo  
Peter Keogh





*Mogo Zoo  
Peter Keogh*





*Peter Keogh*






*Brown Falcon, Jerrabomberra Wetlands  
Reg Johnson*





*Water rat, Jerrabomberra Wetlands  
Reg Johnson*





*Crimson Rosella*  
*Robert Triggs*





*Crimson Rosella*  
*Robert Triggs*





*Clearing weather at South Durras  
Rod Burgess*





*More of the unusual morning clouds that signalled a return to good weather  
Rod Burgess*





*Portrait Interest Group  
Mark Stevenson*





*Portrait Interest Group  
Mark Stevenson*





*Portrait Interest Group  
Malcolm Watson*





*Portrait Interest Group  
Malcolm Watson*





*Portrait Interest Group  
Anthony Garr*





*Portrait Interest Group  
Anthony Garr*





*Portrait Interest Group  
Anthony Garr*