

F22: Southside Camera Club newsletter



Volume 31 – Issue 7: August 2023

Contents

What's on this month	1
Next meeting Thursday 17 August 2023	1
Reports	2
President's report	2
Sunday 27 August: Old Orroral Valley Homestead	2
Adobe subscription software – my opinion	3
Can anyone explain?	3
Contributions from Shane Baker	4
Review-ette of the Neewer multifunctional phone clamp	4
Equipment list	4
Office bearers	4
F22 gallery	5


Meetings

7:30 pm: Woden Senior Citizens Club, 12 Corinna Street, Phillip

Third Thursday of the month

Next meeting Thursday 17 August 2023

We are very lucky to have Angela Robertson-Buchanan to speak at our August meeting. Angela is a professional photographer who specialises in flora, fauna and macrophotography. After gaining her degree in art, design and media at Portsmouth University in the UK, Angela worked as a cruise ship photographer. This fast-paced work honed her skills in travel, portrait, social and wildlife photography. Angela worked in the darkroom as a colour hand printer in London, for a studio that produced beautiful, hand-printed fashion images for magazines like Vogue. In 2002 Angela moved to Sydney, Australia and fell in love with the nature here, especially the parrots! Here she trained as a wildlife rescuer and carer and now specialise in bird rehabilitation with Wires.



What's on this month

Date	Meeting, excursion, walkabout or group event	Speaker/convenor
Wed 2 Aug	Super moon rising	John Mitchell
Thurs 3 Aug	Virtual outing: Winter – sky	Laurie Westcott
Wed 9 Aug	Astro Interest Group	John Mitchell
Thurs 17 Aug	Meeting	Angela Robertson-Buchanan
Sat 26 Aug	Portrait Interest Group	Mark Stevenson
Sun 27 Aug	Namadgi National Park	Julie Taylor/Laurie Westcott
Thurs 31 Aug	Super moon rising – second chance	John Mitchell

Reports

President's report

We had a well-attended July meeting where Luminita took us on a jolly trip across to Tasmania. So much to see from the many and varied lighthouses to the Bay of Fires, to the tranquil Dove Lake, then to the Cadbury chocolate factory, to name a few. Even to a bird wetlands infested with blood thirsty leeches, which ended with dire consequences for her travel companion. Great fun.

Two items were discussed.

Tim suggested that the Club could pay for the supply of coffee/tea and biscuits at monthly meetings rather than those attending giving a coin donation. Tim's motion was carried.

Nicky informed the members that Strathnairn Art Gallery has opened its 2024 Exhibition Callout. The Club's last exhibition 'Nexus' was in 2018 and Nicky asked if there would be interest in submitting a proposal to exhibit. There was a show of hands, and it appears there is interest in applying. Nicky will follow up.

There is a treat in store at our August meeting. Angela Robertson-Buchanan is an incredibly passionate environmentalist who uses her talents as an experienced professional photographer to shine a light on animals and habitat of Australia. Angela is an award-winning creative bird photographer, children's author, educator, speaker, exhibition curator and wildlife carer. A presentation not to be missed.

Nicky Bazley-Smith
President

Future events and meetings

Sunday 27 August: Old Orrorral Valley Homestead and Shearing Shed

The Old Orrorral Valley Homestead and Shearing Shed should have something for every kind of photography. So a lovely day permitting, all members are invited to come and spend the day there.

More information and directions will be provided closer to the day.

Laurie Westcott

Subject to change. Forward queries/suggestions to outings@southsidecameraclub.org

Outings and excursions are subject to change. If you are able to fill the gaps contact:

outings@southsidecameraclub.org

Date	Meeting, excursion, walkabout or group event	Convenor/speaker
Thurs 1 Sept	Virtual outing: Corners	Laurie Westcott
Tues-12-14 Sept	Canola/silo art road trip	Julie Taylor
Wed 13 Sept	Astro Interest Group	John Mitchell
16 Sept –	Floriade	
Thurs 21 Sept	Meeting: Whale watching	Vicki Clarke
Sun 24 Sept	Stromlo – sunset/light painting	Brian Moir
Sat 30 Sept	Portrait Interest Group	Mark Stevenson
Thurs 5 Oct	Virtual outing: Framing for spring	Laurie Westcott
Wed 11 Oct	Astro Interest Group	John Mitchell
Tues 17 Oct	Murrumbateman	TBC
Thurs 19 Oct	Meeting	
Sat 28 Oct	Portrait Interest Group	Mark Stevenson
Sun 30 Oct	Rose Gardens: Parliamentary Triangle	Mark Stevenson
Thurs 2 Nov	Virtual outing: Wet, using the rule of thirds	Zoom: Laurie Westcott
Wed 8 Nov	Astro Interest Group	John Mitchell
Thurs 16 Nov	Meeting:	
Sun 19 Nov	Sunset: Mount Ainslie	TBC
Sat 25 Nov	Portrait Interest Group	Mark Stevenson
Tues 28 Nov	Camera basics: Weston Park	Outings Group
Sun 3 Dec	Christmas gathering by Lake Burley Griffin	
Thurs 14 Dec	Meeting: Year-end Show & Tell	

Adobe subscription software – my opinion

I have resisted for years to succumb to Adobe's ransom subscription model of their software. I get why they have the subscription model but I still believe there are alternatives for the amateur home user. However, I finally capitulated my stance after buying a mirrorless camera, since the RAW files can't be read by my current software (as with two other 'newer' cameras) and subscribed to Photoshop and Lightroom. I don't do a lot of photo editing and usually only do moderate changes in Camera RAW.

I'm sure other users won't agree with me but I have to say that I am NOT impressed. For a start, the 'new' Adobe Bridge is slow to respond to loading 'high quality images' and often stops working. I can't find the graduated filter option that was available in the earlier version of Camera Raw.

The Save as .jpg in Photoshop is no longer available, but available as Export to: however, it strips all GPS metadata. Since many of my photos are to report to Canberra Nature Map the GPS data is essential so images have to be Exported as Save to Web to include the GPS data. I've set the new camera to record images as RAW and the lowest level jpg. Experimenting with the save options I've found that exporting the RAW file images in the latest software as Save to web, the results are more pixelated than editing the low res jpg in CS6 and saving as .jpg. Really!!! Canberra Nature Map doesn't require hi-res images so I find I use the older software that does easily retain the GPS data when editing sightings to post on this web site, and as tested, actually produces better images.

I have another issue. When 'exporting to .jpg' I get the message that I am not authorised to perform the function as an override of the original file name. I have to give the exported file a new name. I don't have to do this in CS6.

The latest Photoshop has also been less successful with photo merge at times. How can the new software be worse than software developed six or seven years previously?

I'm annoyed at the constant Camera RAW reminders to 'compact my files now' each time I open files to edit in Camera RAW, as it takes too long when I want to edit a photo, but can't find the menu option to do this once I stop working and want to compact the files.

There are other niggling annoyances that mean I find myself reverting back to the CS6 software versions where camera RAW recognises my camera or when I want to save a photo to post to the web and only resort to the subscription model when using a newer camera for which I want hi-res edits that don't require GPS data.

As you may be able to tell: I DON'T LIKE CHANGE and I don't like the new software. I've not yet found an advantage. (I've yet to test saving images as jpg or tiff in both software options (RAW vs low res jpg).) To add to this, I have recently been having problems with my older Adobe Acrobat software. It has been nonresponsive when trying to open it or any PDFs and I have had to constantly 'repair' the software for it to work. Out of frustration I felt I had to buy the latest version, but once again felt like Adobe is blackmailing me into upgrading.

However, there again seems to be a problem. I've not had time to fully investigate, but when trying to print a PDF document I set the printer option to print double-sided, but no matter how many times I tried this, the printing came out single-sided, thus wasting paper. Haven't yet tried printing other documents or the same document from the previous version of Acrobat.

I just wonder how long it will be before I have the same problem with Adobe InDesign, the software I use to produce this newsletter. I own the full Master Suite CS6. I DO NOT want to have to subscribe to the whole Adobe package software. THAT, I will not be able to afford as a home user.

Not happy Jan!

Happy to hear other users' opinions.

Alison Milton


P.S. I did look at alternative software that would recognise Canon CR3 files but did not particularly like any of them. Not liking change, I'm guess I'm just more comfortable with the software I know, even if not used to full potential.

Can anyone explain?

For years I have had a Canon 100-400 mm lens for which I also have a 1.4x converter. My understanding is that with the converter, this would equate to a maximum focal length of 640 mm. I now have some doubts.

Having just purchased a mirrorless camera with a Canon 100-500 mm lens, I was able to do some comparisons. The results below don't seem to make sense. All photos were taken from the same spot on my back deck at maximum zoom and have not been resized.


Alison Milton



Canon 100-400 mm lens



Canon 100-400 mm lens with 1.4 x converter (should equate to 640 mm but is not as close as the photo below.



Canon 100-500 mm lens

Contributions from Shane Baker

Review-ette of the Neewer multifunctional phone clamp

While I'm much happier with my Nikon when doing photography or videography, it's nevertheless true that your best camera is the camera you have with you – and I always have my iPhone. Additionally, I recently upgraded my iPhone to the iPhone 14 and in the process, acquired quite decent still and video cameras, which can shoot raw!

However, just like a 'real camera', the iPhone needs a stand at times, and so I recently had a little wander around the interweb and found the Neewer Multifunctional Phone Clamp (PA002).

According to Neewer, the clamp has:

- Unbeatable compatibility: Adjustable from 6.6 to 10.2 cm, this aluminum alloy smartphone tripod mount is compatible with iPhone 14 Pro Max iPhone 13 Pro Max X Xs Max XR Samsung Galaxy S22 Ultra Google Pixel 7 Pro Sony Xperia Xiaomi OnePlus Oppo, and other brands on the market;
- flexible 360° Adjustment featuring a 360° ball head and three vertical tilt notches, the smartphone tripod mount allows you to not only aim your phone at any angle but rotate it vertically or horizontally. The large knurled locking knob helps you adjust and secure the phone clamp with minimal effort;

- Arca type base for tripod mounting designed with an Arca type base, the smartphone tripod mount can be attached to a compatible quick-release plate, or it can mount on a tripod, monopod, light stand, handgrip, and other supports via the 1/4" and 3/8" threads;
- Easy accessory connection: with one cold shoe and three 1/4" mounting points, you can connect a small LED video light, a mini microphone, an articulating arm, and other accessories for a professional vlog setup
- Integrated foldable stand: A folding stand is incorporated into the smartphone tripod mount and transforms the mount into an independent desktop stand for video calls, selfies, remote working, and live streaming.

While I am yet to use it in anger, I can confirm that the clamp feels solid. The knobs all turn smoothly, it easily accommodates my iPhone 14 Max in its clamp, it's stable on a flat surface with my fairly hefty phone and it is indeed Arca-Swiss compatible, while having the threaded holes to mount on a standard tripod.

Equipment list

Item	Custodian	Contact email
Elinchrome studio lighting equipment	Julie Taylor & Mark Stevenson	shinboner266@gmail.com
Colour Munki screen and printer calibrator	Mohamed Rageeb	mohrageeb@gmail.com
Fixed lighting kit: stands, light sources, extras	Mark Stevenson	shinboner266@gmail.com

Office bearers

Committee			
President	Nicky Bazley-Smith		president@southsidecameraclub.org
Treasurer	Tim Heenan		treasurer@southsidecameraclub.org
Secretary	Kumar Sukumar		secretary@southsidecameraclub.org
Ordinary member	Geoff Morrison		
Ordinary member	Warren Hicks		
Public Officer	Tim Heenan		
Non-committee positions			
Walkabout/excursion	Laurie Westcott, Rob Wignell, Helen Dawes		outings@southsidecameraclub.org
Portrait Interest Group	Mark Stevenson	0404 283 212	portrait@southsidecameraclub.org
Astro photography	John Mitchell		astro@southsidecameraclub.org
Newsletter Editor	Alison Milton	6254 0578	newsletter@southsidecameraclub.org
Website Manager	Brian Moir	0414 834 249	webmaster@southsidecameraclub.org




*Kingston Foreshore
Laurie Westcott*



*Kingston Foreshore
Laurie Westcott*



*Kingston Foreshore
Laurie Westcott*



*Kingston Foreshore
Laurie Westcott*



*Reptile Zoo
Laurie Westcott*



Quebec
Kumar Sukumar



Quebec
Kumar Sukumar



*Quebec: When they decommission church buildings, the architects have a field day. Some create a new space while others enhance the space well. Cross and baptismal font disappear
Kumar Sukumar*



Quebec: When they decommission church buildings, the architects have a field day. Some create a new space while others enhance the space well. Cross and baptismal font disappear
Kumar Sukumar



Robert Triggs



*Northern Territory
Robert Triggs*



*Last leaves on the vine. Swan Valley: Nikon Z9 with Nikkor 24 - 70 at 70mm. 1/1600 sec at f/2.8 and ISO 64
Shane Baker*



Nankeen Kestrel, Bullsbrook, WA:
Nikon Z9 with Nikkor 110 - 400 at 400mm. 1/320 sec at f/22 and ISO 720. (LR denoise applied)
Shane Baker



Black-shouldered Kite
Luminita Lenuta



Black-shouldered Kite
Luminita Lenuta



Black-shouldered Kite
Luminita Lenuta



Black-shouldered Kite
Luminita Lenuta



Black-shouldered Kite
Luminita Lenuta




Black-shouldered Kite
Luminita Lenuta



Black-shouldered Kite
Luminita Lenuta



*Crab apples, Batlow apple orchard
Alison Milton*



*Guthega River
Giles West*



*Mossy creek bed, Greater Otways National Park Victoria
Rod Burgess*



*Brush Turkey, Bundjalung National Park NSW
Rod Burgess*



*Dawn looking toward Wasp Island, South Durras
Rod Burgess*



*Ironstone Boxwork, South Durras, NSW
Rod Burgess*



*Painted silo, South Australia
Alison Milton*



*Autumn leaves, Perth WA
Helen Hall*



*Banksia, Batemans Bay
Helen Hall*



*Kings Park, Perth WA
Helen Hall*



*Nature in Kings Park, Perth
Helen Hall*



Spider web
Bob McHugh



Dandelion at dawn
Bob McHugh



*Kingston Foreshore
Laurie Westcott*



*Kingston Foreshore
Laurie Westcott*



*Kingston Foreshore
Laurie Westcott*



*Reptile zoo
Laurie Westcott*



*Reptile zoo
Laurie Westcott*



*Reptile zoo
Laurie Westcott*



*Reptile zoo
Laurie Westcott*



*Reptile zoo
Laurie Westcott*



*Reptile zoo
Laurie Westcott*



*Reptile zoo
Malcolm Watson*




*Reptile zoo
Malcolm Watson*



*Reptile zoo
Malcolm Watson*



*Reptile zoo
Malcolm Watson*



*Early morning, Walpole Inlet
Iain Cole*



First sighting of a Red Winged Fairy Wren, near Walpole
Iain Cole



A bird in the hand is worth two in the bush? Male and Female Red Winged Fairy Wrens
Iain Cole



© Iain Cole

*Where the monsters hide. Grass Tree, moss and fungus, Swarbrick Art Trail
Iain Cole*



© Iain Cole

*New Holland Honeyeater - Torndirrup National Park
Iain Cole*



Lifecycle #1 - Banksia
Iain Cole



© Iain Cole

Lifecycle #2 - Banksia
Iain Cole



Lifecycle #3 - Banksia
Iain Cole



Lifecycle #4 - Banksia
Iain Cole



Lifecycle #5 - Banksia
Iain Cole



Kumar Sukumar



Robert Triggs



*Northern Territory
Robert Triggs*



Uluru
Robert Triggs



*Near Batlow
Alison Milton*



Alison Milton



*Near Batlow
Alison Milton*



*Guthega River
Giles West*



*Guthega pondage
Giles West*



*Guthega River
Giles West*



*Mt Paralyzer
Giles West*



*Tollgates Batemans Bay
Helen Hall*



*Tuggeranong cloud formation
Helen Hall*



*Sunrise above Kambah
Bob McHugh*



The old gum tree
Bob McHugh