



## December Club Meeting - 7:30pm Thursday 10<sup>th</sup> at the Canberra Irish Club, 6 Parkinson Street, Weston

### 2009 PROGRAM

#### PRESENTATIONS

Month	Presentation Coordinator	&
December	AGM	

#### EXCURSIONS

Month	Excursion & Coordinator
Dec 5	Sunset Mt Stromlo

### AUSTRALIAN SKI CLUB LODGE WEEKEND – GUTHEGA

5 and 6 February 2010



Australian Ski Club Lodge – Guthega 2009

With the hope of getting wildflower photos I have made a booking at the Australian Ski Club lodge at Guthega for the weekend of 5 and 6 February 2010.

#### BACKGROUND

I have been a member of this lodge for over 30 years and was involved in work parties that helped build it. The lodge opened for the ski season of

1977. Improvements have been made progressively and it now provides a very comfortable environment for staying in the mountains (summer and winter).

The Lodge has a panoramic view over the Guthega Dam and across the dam to the main range. There are 14 bedrooms. Ten rooms have double beds and four have 2 single beds. Each bedroom has its own en-suite bathroom. Pillows and blankets are supplied but visitors need to bring their own linen, pillowcases and towels and food.

The lodge operates on a co-operative basis and each room has a duty allocated to it. We expect the rooms to be left at least as clean as they were when you arrive and the allocated room duty needs to be completed as well. (Whoever scores the role of shovelling snow off the balcony should have an easy job.)

#### BOOKING ARRANGEMENTS:

I will take bookings on a first come first served basis. Let me know if you are prepared to share a room (if there is a shortage of space). Please call me on 0416 055 322 or contact me by e-mail. I need payment in full at the club meeting in January or you can send a cheque to me (made out to Australian Ski Club) at my home address:

Rob Wignell  
3 Needham Place  
STIRLING ACT 2611

#### COSTS AND ROOM DETAILS:

The Australian Ski Club charges by the night on a "per person" basis. Cost per person per night is \$32. You can book for Saturday night or both Friday and Saturday night (some might like to go to Guthega on Friday morning to make a long weekend). I intend to make a reasonably early

start on Friday and expect to be at the lodge by mid-day.

Unlike the Southern Alps Ski Club at Charlotte Pass there is no resident manager at the ski club so I need to be first there to open the lodge and last out to lock it up.

In budgeting for this weekend don't forget that the National Parks Service


#### FOOD

We have to cater for ourselves. I recommend that we repeat previous year arrangements where we cook for ourselves on Friday night and make dinner on Saturday night a group catered affair where individuals or groups bring an entree, main meal or dessert to share with everyone else. Please let me know what you intend to bring. I will send out a list a couple of weeks before we go so that the slower volunteers can fill in any gaps.

The kitchen is equipped with three ovens, three stove tops, two sinks and a commercial grade dish steriliser (it looks like a dishwasher but mustn't be used as one – it takes clean dishes and gets rid of any bugs in a couple of minutes)

Each room has its own fridge and food cupboards located near the kitchen.

#### PHOTOGRAPHIC OPPORTUNITIES



Mt Twynam from ASC



Sunrise, Tate East Ridge from ASC

There are lots of different things to photograph in the Guthega area. I hope that we will be able to find lots of alpine wild flowers, although, a recent newspaper article recommended that January is the best month for finding them. There are good walking tracks starting at the lodge and further opportunities by driving to nearby locations. The weather always has a big effect on what we can do. I will also make sure that we do not overstretch anyone's fitness level.

On a clear night there are far more stars can be seen than in Canberra.

#### WEATHER AND OTHER CONSIDERATIONS

I can't stress how important it is to be prepared for a range of different weather.

It can get cold and wet (it occasionally snows in summer) it can also get hot. Because Guthega is at 1700 metres above sea level it is very easy to get sunburnt. Long sleeves, a hat and sunscreen are highly recommended.

A second reason for having long sleeves is to keep the mountain blowfly off your arms. It is slow moving and easily brushed off but it is persistent and its bite can hurt. If you really don't like flies then a fly net (available at most camping stores) is a good idea as is insect repellent.

A waterproof jacket is essential and a layer of warm clothing is good to have available in your car or at the lodge if we are close to those. Carry them if we are further afield.

Bring a 600ml or bigger bottle of water (I don't recommend drinking the stream water).

#### TRANSPORT

I will be driving up on Friday morning and can take up to 2 others with me. I will act as a coordinator for putting those who need a lift in contact with those who can give a lift.

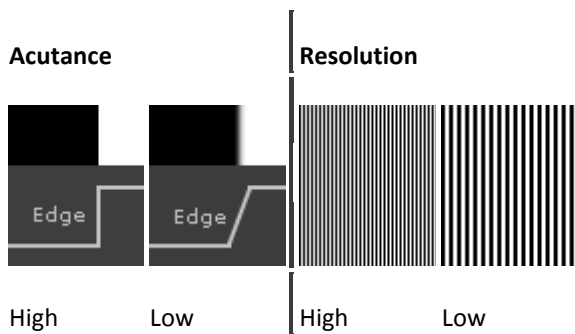
## SPECIAL INTEREST GROUPS

See end of Newsletter for Photoshop SIG program

## TERMS & TECHNIQUES

### SHARPNESS

Sharpness describes the clarity of detail in a photo, and can be a valuable creative tool for emphasizing texture. Proper photographic and post-processing technique can go a long way towards improving sharpness, although sharpness is ultimately limited by your camera equipment, image magnification and viewing distance. Two fundamental factors contribute to the perceived sharpness of an image: resolution and acutance.



**Acutance** describes how quickly image information transitions at an edge, and so high acutance results in sharp transitions and detail with clearly defined borders.

**Resolution** describes the camera's ability to distinguish between closely spaced elements of detail, such as the two sets of lines shown above.

For digital cameras, resolution is limited by your [digital sensor](#), whereas acutance depends on both the quality of your lens and the type of post-processing. Acutance is the only aspect of sharpness which is still under your control after the shot has been taken, so acutance is what is enhanced when you digitally sharpen an image (see [Sharpening using an "Unsharp Mask"](#)).

### COMPARISON

Photos require both high acutance and resolution to be perceived as critically sharp. The following example is designed to give you a feel for how each influences your image:



Acutance: High      Resolution: Low




Acutance: Low      Resolution: High



Acutance: High      Resolution: High

### PROPERTIES OF SHARPNESS

Sharpness also depends on other factors which influence our perception of resolution and acutance. [Image noise](#) (or film grain) is usually detrimental to an image, however small amounts can actually increase the appearance of sharpness. Consider the following example:



Low Noise, Soft

High Noise, Sharp

Although both images have not been sharpened, the image to the left appears softer and less detailed. Image noise can be both very fine and have a very high acutance-- tricking the eye into thinking sharp detail is present.

Sharpness also depends on viewing distance. Images which are designed to be viewed from further away, such as posters or billboards, may have much lower resolution than fine art prints in a gallery, but yet both may be perceived as sharp because of your viewing distance. Keep this property in mind when sharpening your image, as the optimal type of your sharpening may not necessarily be what looks best on your screen.

Sharpness is also significantly affected by your camera technique. Even small amounts of camera shake can dramatically reduce the sharpness of an image. Proper shutter speeds, use of a sturdy [camera tripod](#) and mirror lock-up can also significantly impact the sharpness of your prints.

Source:

<http://www.cambridgeincolour.com/tutorials/sharpness.htm>

## INDUSTRY NEWS

### FIRMWARE & SOFTWARE UPDATES

#### NEW LIGHTROOM BETA

Adobe have released Lightroom 3 Beta as a free download on Adobe Labs, Lightroom 3 beta delivers a preview of new tools that will be in Lightroom 3, including more intuitive importing, unparalleled noise reduction and sharpening tools, enhanced slideshow capabilities and direct publishing to online photo sharing sites like Flickr. Adobe encourages photographers to test this early selection of new features and provide the product team with their feedback.

“We are extremely fortunate that a strong community of photographers have rallied around Lightroom, helping to evolve the application and making it a meaningful part of their photographic workflows,” said Kevin Connor, vice president of product management for Professional Digital Imaging at Adobe. “While we’re still hard at work on Lightroom 3, we recognize the value our customers bring to the development process and want their input so we can deliver the best final product possible.”

Lightroom 3 beta has been completely redesigned with under-the-hood efficiencies to better handle growing image libraries and improve responsiveness with a higher-quality processing engine. In the Library module, a rebuilt import system makes bringing photos into the software more intuitive. Users can easily specify the source and destination of their images, and save common processing, metadata or destination settings as easy-to-reuse presets.

The Library module also includes new capabilities to publish collections on popular photo-sharing sites. Flickr users now have direct access to their accounts from within Lightroom and can drag and drop images directly into their Photostreams. Flickr Pro account users can automatically synch their images and even view comments made on Flickr directly within the Library. This functionality can be extended to additional sites by adding them as new plug-ins once they become available.

In the Develop module, an overhauled processing engine allows users to create the highest quality images. Improved Capture Sharpening and Color Noise Reduction tools provide superior results while



still preserving an image's edge detail and contrast. A new Grain tool adds a film-style grain to images, and two new Vignette modes help photographers get a more natural look.

Lightroom 3 beta also offers advanced output options, including the ability to export slideshows as videos with audio and title screens that can be posted to video-sharing sites or optimized for mobile media. New watermarking capabilities enable photographers to embed text or graphic information directly on an image and then adjust the size, position and opacity. In addition, photographers can customize print layouts and save settings for future use, giving them refined control over their images.

Adobe Photoshop Lightroom 3 beta is available as a free download to anyone on both Macintosh and Windows platforms. Visit to learn more and download the beta. Feedback can be submitted on the [Lightroom forums](http://forums.adobe.com/community/lightroom): <http://forums.adobe.com/community/lightroom>. Users also can connect with Adobe at [www.facebook.com/lightroom](http://www.facebook.com/lightroom) or [www.twitter.com/AdobeLR](http://www.twitter.com/AdobeLR), and can add the tag #AdobeLR3beta to tweets about the Adobe Photoshop Lightroom 3 beta.

#### APPLE RELEASES IPHOTO V8.1.1

Apple has released an update for its iPhoto image management software. Version 8.1.1 addresses issues affecting face recognition performance and accuracy, and fixes other minor errors. The latest version is available for immediate download from Apple's website.



[Click here for more information and to download iPhoto v8.1.1](#)

#### NIKON UPDATES CAPTURE NX & CAMERA CONTROL PRO



Nikon has updated its Capture NX and Camera Control Pro software to support the D3S. The Camera Control Pro update includes Windows 7 support though users of Capture NX will have to keep waiting.

[Click here to download Capture NX v2.2.3](#)

[Click here to download Camera Control Pro v2.7.0](#)

#### PANASONIC UPDATES FIRMWARE FOR DMC-GF1 AND LENSES



Panasonic has released firmware updates for its DMC-GF1 camera and five of its Micro Four Thirds interchangeable lenses. Firmware v1.1 for the GF1 promises a series of improvements to features such as autofocus in movie mode and the Manual Focus Assist function, as well as enhancing auto white balance performance. Firmware updates for the 14-45mm, 45-200mm, 14-140mm HD, 7-14mm and 20mm pancake lenses offer improved autofocus in movie mode and extend AF support to 'Full HD' mode for the 14-45mm and 45-200mm lenses. The firmware updates are available for immediate download from Panasonic's website. (02:00 GMT)

#### PENTAX RELEASES K-X FIRMWARE V1.01



Pentax has issued updated firmware for its entry-level DSLR, the K-x. Firmware V1.01 adds to the camera's 'cross-processing' feature and allows it to be assigned to the camera's 'green' button. It also promises to improve the accuracy of the battery meter as well as 'improved stability and performance'. K-x owners can download the latest firmware from the Pentax website.

#### EQUIPMENT

#### CARL ZEISS PRESENTS A NEW SERIES OF LENSES: ZF.2 FOR F BAYONET: MAXIMUM IMAGE QUALITY MEETS THE COMFORT OF AUTOMATIC CONTROL

Carl Zeiss announced its introduction of a new series of lenses for the semi-professional market: the ZF.2 with F bayonet for digital SLRs. Thanks to its electronic interface (CPU), these new ZEISS lenses support all-important operations such as the automatic mechanisms for time, aperture setting and program. The CPU also supports manual exposure settings, including those for camera casings that are not AI-compatible. Since the lens

now transmits the EXIF data such as manufacturer, date, metering system and exposure to the camera, photographers no longer need to set the parameters manually. These quicker and faster handling capabilities of the ZF.2 lenses are especially useful under hectic shooting conditions.

ZEISS lenses truly come into their own in situations that demand extreme photographic creativity and maximum image quality. Carl Zeiss' established fixed focal length lenses are known for their high light sensitivity and precise manual handling, leaving the photographer in full control. The new ZF.2 series will be especially interesting for photo enthusiasts who value creative, high-quality images combined with the comfort of automatic settings.

Martin Klottig, Marketing Manager of the Camera Lens Division at Carl Zeiss AG: "The ZF.2 lenses are ideal tools for photographers who want to concentrate more on the subject than on their camera equipment. Whether at a wedding, a toddler's first steps or impressions from faraway countries, these lenses are perfect for photographers who want to capture once-only moments quickly and accurately. These situations demand first-class technology that captures spontaneous actions without too much effort and delivers fantastic images each time."

The ZF.2 lenses are available in eight focal lengths, six of which will be available from the end of November: 3,5/18, 2,8/21, 2/35, 1,4/50, 2/50 and 1,4/85. The Distagon T\* 2/28 ZF.2 and macro Planar T\* 2/100 ZF.2 will be introduced in Spring 2010. "We are currently completely reworking and optimizing the Distagon T\* 2.8/25 ZF. As a result, it will be available for other mounts somewhat later," says Klottig.

The prices for these new lenses will lie between EUR 545 and EUR 1.386 (excluding VAT). With the new ZF.2 series, Carl Zeiss extends its acclaimed ZF family of lenses, for which there is still high demand and possibly long waiting times. "We will offer the ZF series as long as the demand lasts," stresses Klottig.

For more information, visit [www.zeiss.de/photo](http://www.zeiss.de/photo).

A list of compatible camera models is available under:

<http://www.zeiss.com/C12567A8003B58B9/ContentsWWWIntern/8E0430013BE9AEB9C12576700045DF32>



ZF.2 with F bayonet for digital SLRs support all-important operations such as the automatic mechanisms for time, aperture setting and program thanks to its electronic interface (CPU).

#### SIGMA 70-300MM F4-5.6 DG OS FOR SONY & PENTAX



Sigma Japan has announced the availability of its 70-300mm F4-5.6 DG OS image-stabilized telephoto zoom lens in Sony and Pentax mounts. The lens is suitable for use on both APS-C and full frame DSLRs. Priced at 59,000 yen, the Sony version will start shipping from November 27, 2009 followed by the Pentax version from

the first week of December 2009.

COMPETITIONS

LENSBABY CALLS FOR IMAGE SUBMISSIONS

Lensbaby has invited photographers to submit images taken with one of its products for a chance to be published in an upcoming book. Photographers



have until December 31, 2009 to submit up to two images via the company's website. Successful entries will be announced on Lensbaby's website on January 15, 2010.

Position	Person	e-mail address	Phone (ah):
President	Rod Burgess	<a href="mailto:rodnkym@actewagl.net.au">rodnkym@actewagl.net.au</a>	6292 6698
Sec/Treasurer	Kim Barnabas	<a href="mailto:gerkims@tpg.com.au">gerkims@tpg.com.au</a>	
Newsletter Editor	Warren Hicks	<a href="mailto:hicks@netspeed.com.au">hicks@netspeed.com.au</a>	6288 3689

SOUTHSIDE CAMERA CLUB - PHOTOSHOP SIG MEETING TOPICS 2010

Date	Topic	Presenter	Location	Comment
25 February	Converting to mono	Shane Baker	104 Bacchus Circuit Kambah	
25 March	Colour correction	Rod Burgess	TBA	Apologies from Shane
22 April	Blending images	Pamela Finger	TBA	
27 May	Perspective tool	Paul Livingston	TBA	
24 June				
22 July				
26 August				
23 September				
28 October				
25 November				

NB: Each meeting will include a Tips and Tricks segment, where members will informally share useful information they have picked up in the recent past.

Convenor: Shane Baker – [shane@sb.id.au](mailto:shane@sb.id.au) – 6231 0965